

Draw angles up to 180°



1 Draw the angles. Use the given line as part of your angle.

a) 80°

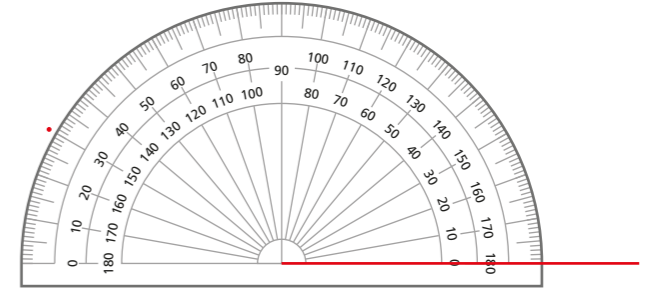
b) 120°

c) 35°

d) 163°



2 Dexter is asked to draw an angle of 30°. He marks a point as shown.




What mistake has Dexter made?

He has used the wrong scale on the protractor.

3 Draw angles of 100°. Use the given line to form part of the angle.

a)

b)

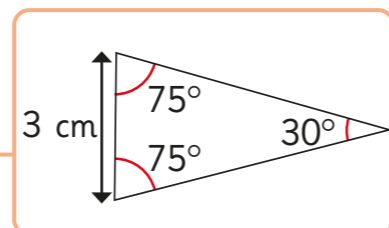


4 Draw two 45° angles.

Each angle should be in a different orientation.

5 Esther has sketched a triangle.

Make an accurate drawing of Esther's triangle.



6 Draw the angles.

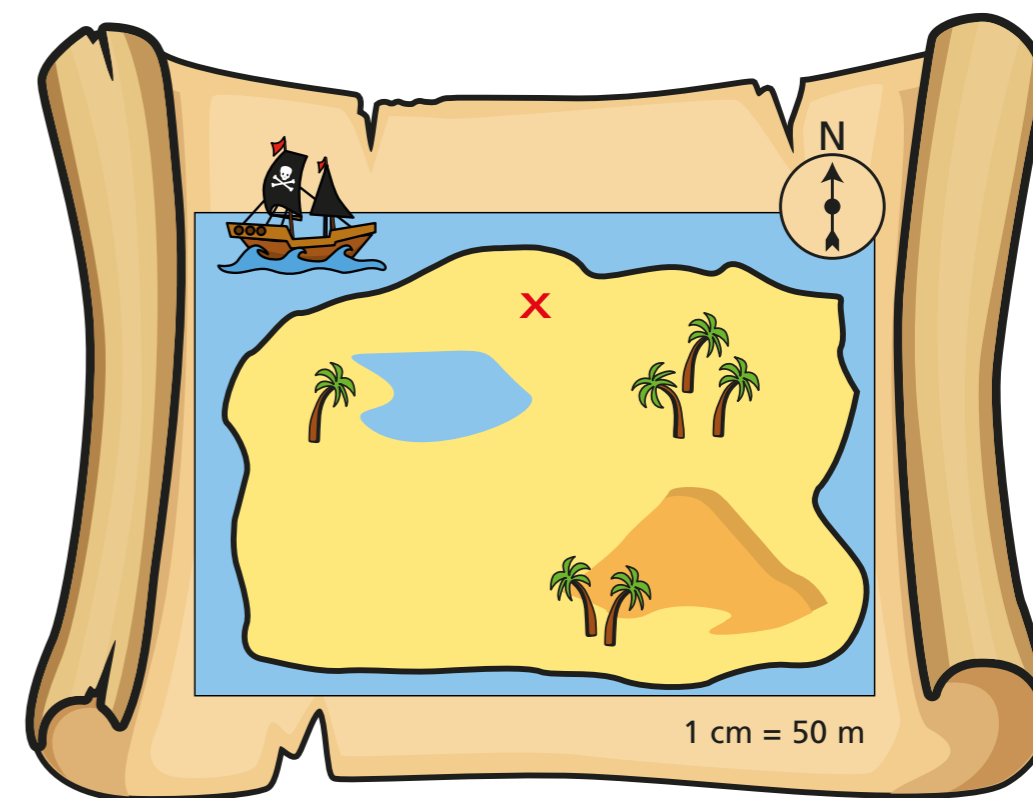
a) angle $PRQ = 37^\circ$

b) angle $XYZ = 156^\circ$

7 Tom is trying to find some treasure.

- He starts at the point marked with a cross.
- He is facing north.
- He turns through 135° clockwise and walks 125 metres.
- He then turns through 135° clockwise and walks 200 metres.
- Tom digs to find the treasure.

Work out where the treasure is.



8 Make your own treasure hunt using the map in question 7

Share it with a partner.

Did your partner find your treasure? Were your instructions correct?