



De Lisle College

Advent Term Assessment Information

Year 9 – November 2023

# Key Stage 3 Grading System

From this year, students' attainment will be determined by a standardised scoring system. Each assessment will provide a 'raw score', that is their score out of a given total on the assessment. A statistical process is used to convert the raw score into a standardised score for each student. Standardised scores range from 1-100, and indicate the position of each student with the year group.

Students will no longer be graded on a 9-1 scale. Now the standardised score will be used to assign a quintile grade to each student with the highest grade now being a 5 which indicates they are in the top 20% of the year group. The full details are explained in this table:

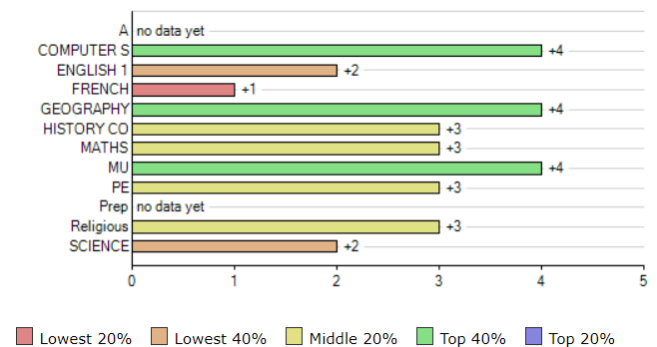
Grade	Standardised Score	Rank Position in Year at De Lisle
5	80 – 100	In the top 20% of students
4	60 – 80	In the top 40% of students
3	40 – 60	In the middle 20% of students
2	20 – 40	In the lowest 40% of students
1	1 – 20	In the lowest 20% of students

The advantages of using the standardised scoring system are:

- It provides a clear picture of how your child is performing in each subject compared to their peers.
- It allows your child to track their progress in each subject across the year and through Key Stage 3 more closely.
- It allows for comparisons of your child's performance to be made between subjects.

At each of the three assessment points your child will be provided with their grade and standardised score in each subject. On Go4schools, your child's page will now show you an attainment chart. This will easily allow you to see how they have performed across their different subjects based on their 5-1 grades.

Each student has been assigned a Prior Attainment Grade. This grade provides an indicator as to where your child was positioned in the year group at the end of Key Stage 2. It is based on a combined score of their maths and English.



## Year 9 Advent assessment timetable - week 1

	20th November		21st November		22nd November		23rd November		24th November
Period 1		Period 1	9R Music Mu1	Period 1	9Y1 Spanish Re3	Period 1	9V CS Cs2	Period 1	9Y CS Cs1
					9B Maths Ma2				9I CS Cs2
					9C Maths Ma3				
Period 2		Period 2	9G Maths Ma6	Period 2		Period 2	9X2 Spanish Re3	Period 2	9G Science S9
			9A Science S5				9A Mandarin La1		9H Science S4
			9E Science S1						9A Maths Ma8
			9D Science S6						9E Maths Ma4
								9F Maths Ma5	
Period 3		Period 3		Period 3	9D Maths Ma1	Period 3	9E Maths Mu2	Period 3	9A Mandarin La1
							9H Maths Ma1		
							9B Science S1		
							9A Science S5		
Period 4		Period 4	9H Maths Ma1	Period 4		Period 4	9F Science S4	Period 4	9D Science S4
Period 5	9O CS Cs2	Period 5	Science 9G S7	Period 5	9A Maths Ma8	Period 5	Maths 9B Ma2	Period 5	
	9R CS Cs1		Science 9H S4		9C Science S7		Maths 9C Ma3		
							Maths 9D Ma8		
							Maths 9F Ma5		
						Maths 9G Ma6			

## Year 9 Advent assessment timetable - week 2

	27th November		28th November		29th November		30th November		1st December	
Period 1	9X2 Spanish La1	Period 1	9Y1 Spanish Re3	Period 1	9G RE Re7	Period 1		Period 1		
			9B Science S1		9Y RE Re6					
			9C Science S10		9O RE Re2					
					9R History Hi1					
Period 2	9I History Hi2	Period 2	9B RE Re7	Period 2		Period 2		Period 2	9B RE Re7	
			9R RE En2				9V RE Re1			
			9V RE Re1				9Y History Hi2			9O History Hi1
			9Y History Hi2				9G Music Mu1			
			9G Music Mu1				9O History Hi1			
			9O History Hi1							
Period 3		Period 3		Period 3		Period 3	9Y1 French La4	Period 3		
Period 4	9E Science S10	Period 4	9V History Hi1	Period 4		Period 4	9I RE Re6	Period 4	9R History Hi1	
			9G History Hi2				9G RE Re7			
			9I Music Mu1				9R RE En2			
			9Y Music Ma6				9Y RE Re2			
							9B CS Cs1			
Period 5	RE 9O EN2	Period 5		Period 5		Period 5	9B History Re3	Period 5		
	9V History HI1				9G CS Cs1					
	9Y History HI2				9I History Hi2					
	9I Music MA6				9R Music Mu1					
	9B Music Mu1									

### Year 9 Advent assessment timetable - week 3

	4th December		5th December		6th December		7th December		8th December
Period 1		Period 1	9I RE Re6	Period 1	9Y2 French La4	Period 1	9O Music Mu1	Period 1	9O Geography Ge1
			9B History Ma2		9Y4 French La2				
					9Y3 French La3				
Period 2	9Y2 French La4	Period 2	9H English La1	Period 2	9I Geography Ge1	Period 2		Period 2	9Y Music (15th Dec)
	9Y3 French La3				9V Geography Hi2				
	9Y4 French La2				9B Geography Ge2				
	9O Music (11th Dec)				9G Music Mu1				
Period 3	9X1 French La3	Period 3	9G History Re1	Period 3	9A English En4	Period 3		Period 3	
	9X2 French La4		9V Music Mu1						
	9X3 French La1								
	9X4 French La2								
Period 4		Period 4	9B English En9	Period 4		Period 4		Period 4	9Y1 French Re6
			9C English En7						
			9D English La1						
			9G English En8						
Period 5	9V Music mu1	Period 5	9E English En3	Period 5		Period 5		Period 5	9Y Geography Ge1
	9B Music Ma6		9F English En5						9G Geography Ge2
			9X1 French La3						9R Geography Hi1
			9X2 French La4						
			9X3 French La1						
			9X4 French La2						

PE online assessment - available all week

Year 9	<b>Art, Design and Technology</b>	Assessment Date(s):	N/A
Assessment Format:	Continuous	Assessment Length:	N/A

### What key topics do I need to know and remember...

In Art and Design, you are assessed on the work that you produce during each project. This includes research and preparatory work, your final project outcome, and your evaluation. This closely follows the way in which students are assessed in this subject at GCSE level. You will not complete a separate assessment piece in this assessment window.

You teacher will be looking for the following evidence within your work:

- Demonstrating critical understanding of artists and designers (evidenced in sketchbook)
- Refining work by exploring ideas, selecting and experimenting with media, materials, techniques and processes (evidenced in sketchbook)
- Recording the creative development of your own design ideas and planning final outcome (evidenced in sketchbook)

### How can I best prepare and revise for this assessment...

- Continue to work hard and apply yourself in Art lessons.
- Ensure that you complete every task to the best of your ability.
- Complete homework tasks to the best of your ability.
- Listen carefully to advice and act on any feedback that you are given.
- Revisit previous work in your workbook to see whether you can now make any improvements to it.



<b>Subject</b>	Music		
<b>Title/Topic</b>	<b>Format</b>	<b>Length</b>	<b>WC</b>
Task 1	Written	20 mins	
Task 2	Practical	5 mins	

### In this Advent assessment I will be asked to show I can...

1. Name and define the ten elements of music - *Tempo, Beat, Rhythm, Pitch, Silence, Timbre, Texture, Dynamics, Articulation, Duration, Structure*
2. Know notation by the note name and beat value of each note (ie crotchet =1 beat)
3. Notes on a keyboard and how these relate to notes on a stave.
4. The four sections of the Orchestra.
5. Play and write the Blues Scale.
6. Play and write the 12-bar blues chord progression.
7. Understand how 3 note chords are formed.

#### Practical Exam

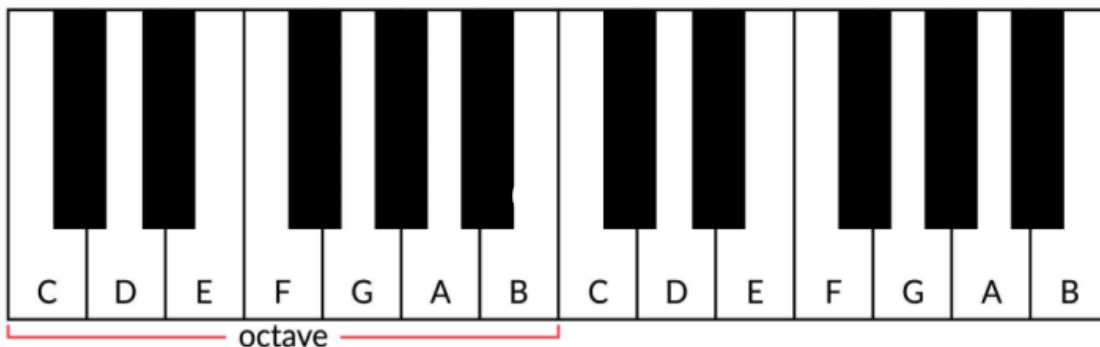
8. Play the 12bar blues chord progression using the left hand and fingers 5 3 1, in time with the backing track.
9. Improvise for 16 beats over the backing track using the Blues scale. This will be using the right hand.



**What should I do to revise and prepare for this assessment?**

1. Revise from the class workbook and the pictures below
2. Learn the 12-bar blues chord progression and blues scale.
3. Listen to the backing track so you are completely familiar with it.
4. Make the most of the class practice time.

**Layout of a Keyboard/Piano**

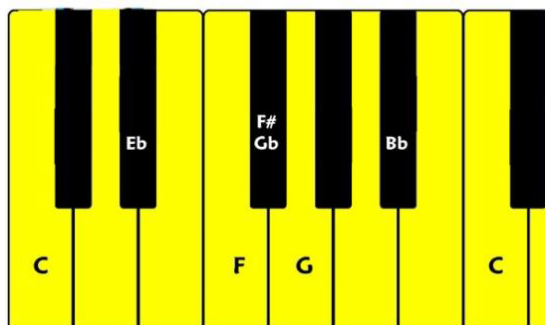


12 bar blues chord progression grid

Chord I C E G	Chord I	Chord I	Chord I
Chord IV F A C	Chord IV	Chord I	Chord I
Chord V G B D	Chord IV	Chord I	Chord I

Keyboard /glockenspiel showing the blues scale.

The Blues Scale in C



Backing track below





**What useful websites/resources could I use to help me prepare?**

[12 Bar Blues Backing Tracks In C: Slow, Medium & Fast Tempos - Cliff Smith Guitar Lessons](#)

This is the backing track we use in the lessons – we use the medium speed.



<b>Subject</b>	Geography		
<b>Title/Topic</b>	<b>Format</b>	<b>Length</b>	<b>WC</b>
Paper 1- multiple choice questions from y7 and 8 Paper 2- Population	Skills questions 2 and 4 mark questions Longer answer/ case study question	60mins	

### In this Advent assessment I will be asked to show I can...

- Global distribution of population
- Positive and negative settlement factors
- Reasons why some places are more populated than others
- Demographic transition model- what does it show? Reasons for the changes between stages
- Interpreting population pyramids
- Case study: Mexico- push and pull factors
- Consequences of urbanisation
- Case study of population control: China's one child policy- facts, successes

### What should I do to revise and prepare for this assessment?

Y7 and 8 knowledge organisers  
 Look cover write check for key terms  
 Mind maps of key terms  
 Case study mind maps of China's One Child Policy and Mexico-USA migration

### What useful websites/resources could I use to help me prepare?

[Explainer: What was China's one-child policy? - BBC News](#)  
[Population and migration - KS3 Geography - BBC Bitesize](#)



<b>Subject</b>	Mathematics		
<b>Title/Topic</b>	<b>Format</b>	<b>Length</b>	<b>WC</b>
Paper 1 – Non Calculator	Written Paper	45 minutes	20 <sup>th</sup> Nov
Paper 2 – Calculator Allowed	Written Paper	45 minutes	20 <sup>th</sup> Nov

### In this Advent assessment I will be asked to show I can...

You will sit **two assessment papers** in the Advent term. Each assessment will be of equal challenge but they will progress in difficulty through the paper. They will test you on your understanding of the concepts studied so far in Year 9 which build upon your study in years 7 and 8. The **core concepts** you will be tested on are listed below, but this is not an exclusive list as questions may also draw on any content you studied in year 7 and year 8.

#### Unit 1 – Straight Line Graphs Core Concepts

- Compare gradients
- Compare intercepts
- Understand and use  $y=mx+c$
- Find the equation of a line from a graph

#### Unit 2 – Forming & Solving Equations Core Concepts

- Solve one and two-step equations and inequalities
- Solve one and two-step equations and inequalities with brackets
- Inequalities with negative numbers
- Solve equations with unknowns on both sides
- Substituting into formulae and equations
- Rearrange complex formulae including brackets and squares

#### Unit 4 - Three Dimensional Shapes Core Concepts

- Know names of 2-D and 3-D shapes
- Sketch and recognise nets of cuboids and other 3-D shapes
- Find area of 2-D shapes
- Surface area of cubes and cuboids
- Volumes of cubes and cuboids
- Volumes of other 3-D shapes – prisms and cylinders



### What should I do to revise and prepare for this assessment?

1. **Complete your revision workbook** that your teacher has provided you. You should work through all the questions in your revision workbook, checking your work using the answers provided. You could ask your parent or relative to check your work with you, and discuss the areas you need to revisit. This revision workbook must be completed in full and handed in to your teacher for checking the day of your first assessment.
2. **Read carefully through your lesson notes** in each workbook. Look out for the key information that you have written down or highlighted that your teacher said was an important learning point.
3. **Study the knowledge organisers** for the units being tested. They can be found at the back of each of the workbooks that you have completed so far. You should use the technique of **'look, cover, check'**

### What useful websites/resources could I use to help me prepare?

All Year 9 Advent Resources and solutions (including the workbook) can be found here:

[Year 9 Maths Advent - De Lisle College - Loughborough](#)

You can also access revision lessons on Sparx Maths. Use the links in your workbook to direct you to the most appropriate videos.

[www.sparxmaths.uk](http://www.sparxmaths.uk)

Year 9	Religious Studies	Assessment Date(s):	w/c 27 Nov
Assessment Format:	Paper 1 - written task  Paper 2 – short and medium length answers	Assessment Length:	2 x 45 mins
What key topics do I need to know and remember...			
Paper 1 written task <ul style="list-style-type: none"> <li>• Revise Module 1 – A study of a world religion: Islam</li> </ul>		Paper 2 General RE knowledge. Short and medium length answers  Revise Essential Knowledge for year 7 Revise Essential Knowledge for y8 Revise Module 1 – A study of a world religion: Islam	
How can I best prepare and revise for this assessment...			
<ul style="list-style-type: none"> <li>• Use your Essential knowledge and knowledge organisers attached to your homework booklets and memorise the information. Get other people to test you.</li> <li>• Make mindmaps on different topics</li> <li>• Make notes on different topics.</li> <li>• Look, cover, write check key words and concepts</li> <li>• Make flash cards of key beliefs, teachings and actions, including definitions and memorise them. Get other people to test you.</li> <li>• Write practice SPO paragraphs on different issues including Beliefs, Teachings and</li> </ul>			

Actions.

Year 9	<b>Physical Education</b>	Assessment Date(s):	WC 4 <sup>th</sup> December
Assessment Format:	Two parts: Part 1 – Online test (25 marks) Part 2 – Practical Assessments of activities from block 1 and 2	Assessment Length:	40 minute completion time
<b>What key topics do I need to know and remember...</b>			
<p>Online assessment covers the following content:</p> <ul style="list-style-type: none"> <li>• The components of fitness and how they relate to sport</li> </ul>			
<b>How can I best prepare and revise for this assessment...</b>			
<ul style="list-style-type: none"> <li>• Review your knowledge organiser and work booklet and self-test with a partner or parent.</li> <li>• Re-watch the lesson video and complete any practice questions in your work booklet.</li> </ul>			



<b>Subject</b>	Year 9 Computer Science		
<b>Title/Topic</b>	<b>Format</b>	<b>Length</b>	<b>WC</b>
Networks and the Internet	MCQ	45 mins	

### In this Advent assessment I will be asked to show I can...

- Describe a WAN and LAN
- Describe a network
- Identify common hardware needed to build a network
- Identify benefits and drawbacks of networks and the internet
- State the purpose of IP address and how they are used
- Describe Star and Mesh topologies
- Identify the main characteristics of the internet
- Identify the purpose of the main protocols used in networking – HTTP, IMAP, SMTP, TCP/IP etc.
- 

### From Year 8

- Binary numbers – converting binary to denary, denary to binary
- Data storage – calculating and converting file sizes eg, from KB to MB
- Image – What is a bitmap
- Python Programming – What is a variable?
- How do we move and draw shapes with the python turtle?
- How do we use for loops to repeat instructions?
- Changing properties of the pen, like colour and size

### What should I do to revise and prepare for this assessment?





- Complete the practice quizzes that are linked on the OneNote document- you can do them more than once and work towards 100%
- Complete the revision tasks set for homework

**What useful websites/resources could I use to help me prepare?**

Year 9	<b>English</b>	Assessment Date(s):	W/C 4 <sup>th</sup> December
Assessment Format:	Essay – Jane Eyre	Assessment Length:	45 minutes

### What key topics do I need to know and remember...

- Demonstrate my understanding of the plot of the novel.
- Demonstrate my understanding of the characters of the novel.
- Demonstrate my understanding of the themes of the novel.
- Discuss different events of the novel from Chapters 1 to 10 and explore the links between them.
- Use quotations to support points.
- Place quotations in context in the story as this helps to further show the understanding of plot, characters and themes.
- Analyse deliberately chosen language from quotations.
- Show an understanding of the lives of Victorian children and how that influences Bronte's writing.
- Avoid using run-on sentences
- Use proper nouns clearly and accurately

### How can I best prepare and revise for this assessment...

1. Re-read the novel
2. Read through your booklet, making notes (mind maps, SPOs, revision) to consolidate your understanding.
3. Prepare a plan for your answer. You will only be given the question in the lesson before your assessment and you will not be allowed to take this into the assessment.



Subject		French		
Title/Topic		Format	Length	WC
Paper 1 – Listening and Reading		Written paper (multiple choice and one written question)	45 minutes	4 <sup>th</sup> December
Paper 2 – Grammar and translation into French		Written paper	30 minutes	4 <sup>th</sup> December

### My Advent assessment will test my knowledge on...

Unit 1: Introduction to French  
 Unit 2: me and my family  
 Unit 3: Sport  
 Unit 4: School  
 Unit 5: My diet  
 Unit 7: My holidays

- Understanding phrases and vocabulary (from units 1-7) when I hear them and responding to questions about what I have heard.
- Understanding phrases and vocabulary (from units 1-7) when I see them written down and responding to questions about what I have read.
- Translating verbs in the past tense accurately.
- Translating sentences in the past tense accurately.



### **What should I do to revise and prepare for this assessment?**

To prepare for this assessment:

1. Use the knowledge organisers from units 1-7 to revise the vocabulary learnt in lessons so that you know what the words/phrases mean in English using the look, cover, write, check method.
2. Use the knowledge organisers from units 1-7 to revise the vocabulary learnt in lessons so that you know how to spell the words/phrases in French using the look, cover, write, check method.
3. Use the grammar knowledge organiser to revise how to form the perfect (past) tense.

### **What useful websites/resources could I use to help me prepare?**

- Knowledge organisers for units 1-7
- Grammar knowledge organiser
- Language Nut



Subject	<b>History</b>		
Title/Topic	Format	Length	WC
Paper 1 – ‘Lions led by donkeys’ how far is this a fair assessment of Generals on the Western Front?	Essay	45 mins	27/11
Paper 2 – Knowledge test	Multiple choice	45mins	27/11
<b>In this Advent assessment I will be asked to show I can...</b>			
<ul style="list-style-type: none"> <li>• Recall key knowledge from the First World War knowledge organiser.</li> <li>• Evaluate reasons Europe fell into World War One.</li> <li>• Identify what happened in the Battle of the Somme</li> <li>• Analyse the changes made after the first day of the Battle of the Somme</li> <li>• Comparing and contrast the Somme with Vimy Ridge and Passchendaele.</li> <li>• Evaluate the importance of technology in World War One, including the tanks, planes, weapons and the naval struggle.</li> <li>• Explain how Britain’s Empire helped win the war</li> <li>• Assess the importance of contributions made by women for the overall success in the war.</li> <li>• Construct an essay to answer the question ‘Lions led by donkeys’ how far is this a fair assessment of Generals on the Western Front?</li> <li>• We will be looking for the following features: <ul style="list-style-type: none"> <li>○ An introduction which: explains the question, and makes an argument.</li> <li>○ Paragraphs which answer the question (A.T.Q) in the first and last sentence.</li> <li>○ Paragraphs which stick to the point (S.T.P).</li> <li>○ A conclusion which powerfully restates your argument.</li> <li>○ Detail which is relevant, specific and accurate.</li> <li>○ Lots of explanation developing that detail – ‘so what?’</li> <li>○ Accurate spelling – check your work.</li> <li>○ Accurate punctuation and grammar – check your work.</li> <li>○ Sentences which are short, clear and make sense.</li> <li>○ Sustained judgement throughout your essay.</li> </ul> </li> </ul>			



### **What should I do to revise and prepare for this assessment?**

To prepare for this assessment:

1. Ensure that your essay planning sheet that you start in class is fully completed.
2. Ensure that all reading tasks in your prep booklet have been completed.
3. Learn all the questions in your prep booklet knowledge organiser on the First World War, using look, cover, write, check.
4. Read over notes from each lesson and consolidate learning by writing summary paragraphs.

### **What useful websites/resources could I use to help me prepare?**

- Knowledge organisers
- <https://www.bbc.co.uk/bitesize>
- <https://www.thenational.academy/>



Subject	Mandarin		
Title/Topic	Format	Length	WC
Paper 1 – Listening and Reading	Written paper (multiple choice + one written question)	45 minutes	20 <sup>th</sup> November
Paper 2 – Writing	Written paper	40 minutes	20 <sup>th</sup> November

### My Advent assessment will test my knowledge on...

- Understanding phrases and vocabulary when I hear them and responding to questions about what I have heard.
- Understanding characters when I see them written down and responding to questions about what I have read.
- Translating a passage accurately from Chinese into English, based on the characters I have learnt in lessons.
- Writing an email of 30-40 characters in response to a question.
- Translating sentences accurately into Chinese based on the characters I have learnt in lessons.
- Producing a piece of writing 70-90 characters long based on the vocabulary I have learnt in lessons, in response to a topic that I am given.



### **What should I do to revise and prepare for this assessment?**

To prepare for this assessment:

1. Use my Jinbu 1 and Jinbu 2 textbooks and my Knowledge Organisers to revise the characters learnt in lessons so that I know what they mean in English, using the look, cover, write, check method.
2. Use my Jinbu 1 and Jinbu 2 textbooks and my Knowledge Organisers to revise the vocabulary learnt in lessons so that I know how to write the characters in Chinese, using the look, cover, write, check method. Practise writing the characters from memory every day.
3. Complete any exercises from the textbooks and workbooks not completed in lessons.
4. Use Language Nut to help you revise and practise using vocabulary from topics that we have covered both this year and in years 7 and 8.

### **What useful websites/resources could I use to help me prepare?**

- Jinbu 1 and Jinbu 2 textbooks and workbooks
- Knowledge Organisers
- Quizlet
- Language Nut





<b>Subject</b>	Science		
<b>Title/Topic</b>	<b>Format</b>	<b>Length</b>	<b>WC</b>
Paper 1 – Biology & Chemistry	MCQ	45min	20/11/23
Paper 2 – Biology & Chemistry	Written paper	45mins	20/11/23

### In this Advent assessment I will be asked to show I can...

Recall and apply knowledge from the following booklets

**Biology content:**

Ecology

**Chemistry content:**

Chemistry of the non-metals

Energy in reactions

### What should I do to revise and prepare for this assessment?

To prepare for this assessment:

1. Complete look, cover, write and check on the knowledge organiser statements from the life processes and chemistry of the non-metals booklets.
2. Make flash cards of key words and their definitions.
3. Read through the lesson content in the booklets and make notes to help you learn the information.

### What useful websites/resources could I use to help me prepare?

- Ecology - [Ecosystems and habitats - KS3 Biology - BBC Bitesize](#)
- Chemistry of the non- metals - <https://www.bbc.co.uk/bitesize/guides/z84wjxs/revision/3>
- Gas tests - <https://www.bbc.co.uk/bitesize/guides/zgnxcj6/revision/1>
- Energy in reactions - [Chemical reactions - KS3 Chemistry - BBC Bitesize](#)



Subject		Spanish		
Title/Topic		Format	Length	WC
Paper 1 – Listening and Reading		Written paper (multiple choice + one written question)	45 minutes	20 <sup>th</sup> November
Paper 2 – Grammar and Translation into Spanish		Written paper	30 minutes	20 <sup>th</sup> November

### My Advent assessment will test my knowledge on...

Unit 1: Introduction to Spanish

Unit 2: My family and me

Unit 3: Food

Unit 4: My town

Unit 5: Free time (television and books)

- Understanding phrases and vocabulary (from units 1-5) when I hear them and responding to questions about what I have heard.
- Understanding phrases and vocabulary (from units 1-5) when I see them written down and responding to questions about what I have read.
- Translating verbs in the past tense accurately.
- Translating sentences in the past tense accurately.



### **What should I do to revise and prepare for this assessment?**

To prepare for this assessment:

1. Use the knowledge organisers from units 1-5 to revise the vocabulary learnt in lessons so that I know what the words/phrases mean in English using the look, cover, write, check method.
2. Use the knowledge organisers from units 1-5 to revise the vocabulary learnt in lessons so that I know how to spell the words/phrases in Spanish using the look, cover, write, check method.
3. Use the grammar knowledge organiser to revise how to form the past (preterite), present and future tenses.

### **What useful websites/resources could I use to help me prepare?**

- Language Nut
- Knowledge organisers
- Grammar knowledge organisers