



De Lisle College

Pentecost Term Assessment Information

Year 7 – June 2025

Key Stage 3 Grading System

From this year, students' attainment will be determined by a standardised scoring system. Each assessment will provide a 'raw score', that is their score out of a given total on the assessment. A statistical process is used to convert the raw score into a standardised score for each student. Standardised scores range from 1-100, and indicate the position of each student with the year group.

Students will no longer be graded on a 9-1 scale. Now the standardised score will be used to assign a quintile grade to each student with the highest grade now being a 5 which indicates they are in the top 20% of the year group. The full details are explained in this table:

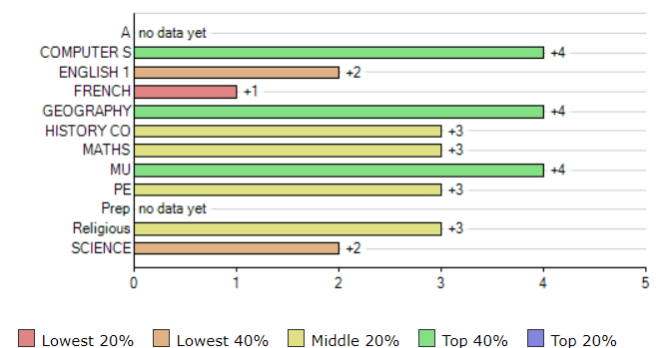
Grade	Standardised Score	Rank Position in Year at De Lisle
5	80 – 100	In the top 20% of students
4	60 – 80	In the top 40% of students
3	40 – 60	In the middle 20% of students
2	20 – 40	In the lowest 40% of students
1	1 – 20	In the lowest 20% of students

The advantages of using the standardised scoring system are:

- It provides a clear picture of how your child is performing in each subject compared to their peers.
- It allows your child to track their progress in each subject across the year and through Key Stage 3 more closely.
- It allows for comparisons of your child's performance to be made between subjects.

At each of the three assessment points your child will be provided with their grade and standardised score in each subject. On Go4schools, your child's page will now show you an attainment chart. This will easily allow you to see how they have performed across their different subjects based on their 5-1 grades.

Each student has been assigned a Prior Attainment Grade. This grade provides an indicator as to where your child was positioned in the year group at the end of Key Stage 2. It is based on a combined score of their maths and English.



Year 7 Pentecost assessment timetable - week 1 (WEEK A)

	Monday 2nd June		Tuesday 3rd June		Wednesday 4th June		Thursday 5th June		Friday 6th June
Period 1		Period 1		Period 1	7G, 7A Biology	Period 1		Period 1	7B Biology
									7G, 7I RE Paper 1
Period 2	7X Spanish Reading and List	Period 2	7X Spanish Writing and Speaking	Period 2	7V Biology	Period 2		Period 2	
			7V RE Paper 1		7Y Geography MFR				
Period 3		Period 3		Period 3		Period 3	7O Biology	Period 3	
							7R RE Paper 1		
Period 4		Period 4		Period 4		Period 4		Period 4	7Y Biology
Period 5		Period 5		Period 5		Period 5	7I Biology	Period 5	
							7O, 7Y, 7B RE Paper 1		

Year 7 Pentecost assessment timetable - week 2 (WEEK B)

	Monday 9th June		Tuesday 10th June		Wednesday 11th June		Thursday 12th June		Friday 13th June
Period 1	7Y History Written	Period 1	Y Band Maths paper 2	Period 1	Y Band Maths paper 3	Period 1	7G, 7I Physics	Period 1	7V MUSIC
	7R History Written		7X1 Spanish dual class Reading and Listen						7G History Written
									7Y physics
									7O, 7I RE Paper 2
Period 2		Period 2	7B Chemistry	Period 2		Period 2	7X1 Mandarin writing	Period 2	7V History Multiple Choice
			7Y Geography MFR						7G, 7B physics
									7I CS - ATH
Period 3	Y Band Maths paper 1	Period 3	7I History Written	Period 3	X Band Maths paper 3	Period 3	7Y French Reading and Listening	Period 3	Y Band English
			7R Chemistry						
			7O History Written						
Period 4	X Band Maths paper 1	Period 4		Period 4	7B History Written paper	Period 4	7R History multiple choice	Period 4	X Band English
					7G CS - NPA		7V History Written		
					7R, 7Y, 7V RE Paper 2		7B CS - NPA		
Period 5	7G, 7O, 7I Chemistry	Period 5	X Band Maths paper 2	Period 5	7Y Chemistry	Period 5	7R MUSIC	Period 5	7I MUSIC
	7R CS - NPA				7O History multiple choice				7R physics
					7V CS - LRU				7O Geography paper one ERI
					7G, 7V RE Paper 2				7B Geog Paper 1 (ABO)
									7Y CS - MJA

Period 6 7X1 Mandarin reading & listening

Year 7 Pentecost assessment timetable - week 3 (WEEK A)

	Monday 16th June		Tuesday 17th June		Wednesday 18th June		Thursday 19th June		Friday 20th June
Period 1	7G MUSIC	Period 1	7I History Multiple Choice	Period 1	7B MUSIC	Period 1		Period 1	7R Geography paper two NWH
					7I Geog Paper 1 NGR				
Period 2	7X1 Spanish dual class Writi	Period 2		Period 2	7R Geography paper one NWH	Period 2		Period 2	
Period 3		Period 3	7Y French Writing and Speaking	Period 3		Period 3	7Y History Multiple Choice	Period 3	
							7G Geography P1		
Period 4	7O CS - NPA	Period 4	7B History Multiple choice	Period 4		Period 4		Period 4	7G Geography P2
			7O Geography Paper two NWH						7I Geog ABO Paper 2
Period 5	7Y MUSIC	Period 5		Period 5	7O MUSIC	Period 5	7G History Multiple Choice	Period 5	7B Geog Paper 2 (CGP)



Subject	English		
Title/Topic	Format	Length	WC
Poetry	Essay	45 minutes	9 th June

In this Pentecost assessment I will be asked to show I can...

- My understanding of the poem I have studied
- How to analyse a poem using because, specifically and almost as though
- How to write clearly and coherently
- How metaphors are used to create meaning
- Avoid run-on sentences
- Use commas where they are needed

What should I do to revise and prepare for this assessment?

- Use your planning sheet to help you write and structure your answer (you will be given this two lessons before the assessment).
- Re-read your poetry anthology and the annotations you have made
- Complete the poetry lessons with your teacher
- Practise writing about the poetry using because, specifically and almost as though
- Make sure you know what a metaphor is and why we use them



What useful websites/resources could I use to help me prepare?

- Poetry booklet
- Poetry knowledge organiser
- <https://www.bbc.co.uk/bitesize/topics/z4jf6g8/articles/zntjqp3>



Subject	Maths		
Title/Topic	Format	Length	Date
Paper 1	Non-calculator	45 minutes	9 th June
Paper 2	Calculator	45 minutes	10 th June
Paper 3	Multiple choice questions	45 minutes	11 th June

In this assessment I will be asked to show my knowledge of...

Sequences

Understand and use algebraic notation

Equality and equivalence

Place value and ordering integers and decimals

Fraction, decimal and percentage equivalence

Solving problems with addition and subtraction

Solving problems with multiplication and division

Fractions and percentages of amounts

Operations and equations with directed number

Addition and subtraction of fractions

Constructing, measuring and using geometric notation

Developing geometric reasoning

What should I do to revise and prepare for this assessment?



Use the revision booklet given to you in class.
Keep up with all your work in class.
Complete all of your Sparx homework.
Use the target and boost homework on Sparx to develop your understanding.
Use the independent learning section on Sparx for specific revision on topics you struggle with.
Look through all your booklets from this year as you could be assessed on any of them.

What useful websites/resources could I use to help me prepare?

Sparx Maths

www.corbettmaths.com



Subject	Science	
Title/Topic	Format	Length
Paper 1 – Biology	written and multiple choice	45mins
Paper 2 – Physics	written and multiple choice	45mins
Paper 3 – Chemistry	written and multiple choice	45mins

My end of year assessment will test my knowledge on...

Biology

- Organisation of living things
- Nutrition and digestion

Physics

- Energy and matter
- Forces
- Space

Chemistry

- Atomic structure and the periodic table
- Pure substances and mixtures
- Chemical reactions

What should I do to revise and prepare for this assessment?

To prepare for this assessment:

Firstly, use self-testing to check knowledge recall e.g. knowledge organisers from the backs of booklets. This can be expanded on using revision guides (if available) & BBC Bitesize.

Try to summarise learning by constructing sentences focussed on key words, creating flash cards and making mind maps. These will help you organise your thoughts and develop links between different topics.

Use the crucial learning booklet on SMHW to learn key facts.

What useful websites/resources could I use to help me prepare?

Use your knowledge booklets – all available on SMHW

Use [KS3 Science - BBC Bitesize](#)

Use the crucial learning booklets – available on SMHW



Subject	PE – year 7		
Title/Topic	Format	Length	WC
Online test (35 marks)	Multiple choice	30 mins	2 nd June
Practical assessment of activities	Core skills and application of skills in full context	N/A	N/A

In this Pentecost assessment I will be asked to show I can...

Demonstrate an understanding of the muscles and bones in the body, as well as the effects of exercise, warm ups and cool downs.

Demonstrate the core skills in practical activities and apply them accurately in a full context or competitive situation.

What should I do to revise and prepare for this assessment?

Review your knowledge organiser and work booklet and self-test with a partner or parent. Re-watch the lesson video and complete any practice questions in your work booklet.

What useful websites/resources could I use to help me prepare?

The online resources on SatchelOne can support preparation for the online assessment.



Subject	Computer Science – Year 7		
Title/Topic	Format	Length	WC
Year 7 EOY Assessment – All units	On-screen MCQ	45 mins	

In this Advent assessment I will be asked to show I can...

From Unit 7.1 -

- Identify examples of different “computer systems”
- Identify the main components of a “computer”
- State the purpose of different components
- Classify hardware appropriately – either Input or Output
- Select appropriate devices for a purpose
- Understand the relationship between hardware and software
- Identify the main features of an Operating System
- Select appropriate software for a task

From Unit 7.2 - Python Programming

- Use the Print() command to display message
- Use the Input() command to read in data
- Create and use variables in a program to store data
- Perform calculations in Python - + , - , / , *
- Use IF statements to make decisions in a program
- Use FOR loops to repeat instructions
- Follow and understand a flowchart
- Answer questions about sample Python code



- Complete a program by filling in missing code

From Unit 7.3 - Staying Safe and Secure

- Identify online risks and ways to stay safe
- Identify biased or unreliable information
- Describe the purpose of the Data Protection Act
- Describe the purpose of the Copyright Designs and Patents Act
- Describe the purpose of the Computer Misuse Act
- Identify the benefits and drawbacks associated with email and other digital communication methods
- Select appropriate key words for performing online searches

What should I do to revise and prepare for this assessment?



To prepare for this assessment:

1. Carry out the revision activity set by your teacher on Satchel/Seneca
2. Read through your OneNote and Powerpoints for each lesson – See link below
3. Use look, cover, check using the knowledge organisers each. OneNote

What useful websites/resources could I use to help me prepare?

You can access all the resources for each unit on the OneDrive

Homework activities are set on Seneca/Satchel

Where can I access specific revision resources

(If you wish you can place a link to a One-Drive folder containing revision resources for the Year 7 Advent assessment)



Subject	Mandarin		
Title/Topic	Format	Length	WC
MEP ASSESSMENTS			
Hurdles speaking assessment	Short presentation about my family and holidays; photo card task; general conversation questions	10 mins	Thursday 22.5.25
Hurdles reading & listening assessment	Multiple-choice questions, completed online	45 mins	Wednesday 21.5.25
Hurdles writing assessment	3 questions, requiring students to write in Chinese characters about topics they have studied this year	45 mins	Friday 23.5.25
INTERNAL ASSESSMENTS			
Paper 1 – Reading and listening	Multiple-choice and short answer questions	45 mins	Wednesday 11.6.25
Paper 2 – Writing	One long-answer question	35 mins	Thursday 12.6.25

My end of year assessment will test my knowledge on...

Hurdles assessments:

Chapters 1, 2 and 3 of *Jinbu 1*:

1. Introducing myself and my family
2. Talking about my pets
3. Hobbies and sports

In addition, the internal assessments will also examine chapter 4 and the beginning of chapter 5 of *Jinbu 1*:

4. School life
5. Food

What should I do to revise and prepare for this assessment?



To prepare for this assessment:

1. Learn the speaking presentation that you have written about your family and hobbies off by heart and practise presenting it out loud. You may have a prompt card with up to 15 words in pinyin to help you, if you need it. Don't forget to make sure your tones are correct!
2. Read through all of the texts in your *Jinbu 1* textbook and re-do the exercises, to check that you can still recognise and understand the vocabulary we have learnt this year.
3. Revise how to read, write and say all of the characters that we have learnt this year. Test yourself on the vocabulary, using your Knowledge Organisers, textbook and workbook, then practise any characters you cannot write from memory, using look, cover, write, check.
4. Practise writing extended, detailed sentences, using connectives (和, 也, 可是, 因为).
5. Make sure you are clear about the word order of sentences containing time phrases.

What useful websites/resources could I use to help me prepare?

Jinbu 1 textbook and workbook
Knowledge Organisers for chapters 1, 2, 3, 4 & 5

Year 7	Religious Studies	Assessment Date(s):	w/c 2 nd June
Assessment Format:	Paper 1 - written task Paper 2 – short and medium length answers	Assessment Length:	2 x 45 mins
What key topics do I need to know and remember...			
Paper 1 written task Revise Module 4: Desert to Garden Beliefs about the Eucharist and the Mass		Paper 2 General RE knowledge. Short and medium length answers Revise knowledge organisers for the first four modules.	
How can I best prepare and revise for this assessment...			
<ul style="list-style-type: none">• Use your knowledge organisers, memorise the information. Get other people to test you.• Make mindmaps on different topics from module 4, using the textbook from Kerboodle.• Make notes on different topics.• Look, cover, write check key words and concepts• Make flash cards of key beliefs, teachings and actions, including definitions and memorise them. Get other people to test you.• Write practice SPO paragraphs on different issues including Beliefs, Teachings and Actions.			



Subject	Art, Design and Technology		
Title/Topic	Format	Length	Week Commencing
Year 7 Sketchbook	All project work	On-going in class	N/A

This assessment will test my knowledge on...

In Art, Design and Technology, you are assessed on the work that you produce during each project. This includes research and preparatory work, your final project outcome and your evaluation. This closely follows the way in which students are assessed in this subject at GCSE level. You will not complete a separate assessment piece in this assessment window.

Your teacher will be looking for the following evidence within your work which can be found in your sketchbook:

- Demonstrating critical understanding of artists and designers.
- Refining work by exploring ideas, selecting and experimenting with media, materials, techniques and processes.
- Recording the creative development of your own design ideas and planning final outcome Demonstrating knowledge and understanding of the work and techniques of artists and designers.



What should I do to revise and prepare for this assessment?

To prepare for this assessment:

1. Continue to work hard and apply yourself in ADT lessons.
2. Ensure that you complete every task to the best of your ability.
3. Complete homework tasks to the best of your ability.
4. Listen carefully to advice and act on any feedback that you are given.
5. Revisit previous work in your workbook to see whether you can now make any improvements to it.

What useful websites/resources could I use to help me prepare?

N/A



Subject	Geography		
Title/Topic	Format	Length	WC
Paper 1	MCQ on Y7 knowledge organisers	45 mins	
Paper 2	Written assessment	45 mins	

In this Pentecost assessment I will be asked to show I can...

What is a geographer (geography skills)?

- Geographical skills- OS maps skills, longitude and latitude

What is an economy?

- Define economy
- Identify different employment sectors with examples
- Physical and human factors that make a good site for high tech industries
- Define globalisation
- How containerisation has accelerated globalisation

Weather and climate

- Define climate
- Describe relief, frontal and convectional rainfall
- Weather linked to high- and low-pressure systems
- Describe what the UK climate
- Factors that affect the climate
- Causes of climate change

What should I do to revise and prepare for this assessment?



Read through your knowledge organisers. Similar to how you would practice your spellings, look, cover, check.

Read through KS3 BBC Bitesize and attempt the quiz on each topic area

Read through your exercise books and create revision spider diagrams of key terminology and ideas

Complete A3 homework sheet

What useful websites/resources could I use to help me prepare?

Globalisation- <https://www.bbc.co.uk/bitesize/guides/zrycwmn/revision/1>

Climate- <https://www.bbc.co.uk/bitesize/guides/zt6sfg8/revision/2>

Rivers- <https://www.bbc.co.uk/bitesize/guides/zq2b9qt/revision/1>

Geog Skills [KS3 Geography - BBC Bitesize](#)



Subject		French		
Title/Topic		Format	Length	WC
Paper 1 – Listening and Reading		Written paper (multiple choice/written answers)	40 minutes	9 th June
Paper 2 – Writing and Speaking		Written paper and spoken answers	40 minutes	19 th June

My Pentecost assessment will test my knowledge on...

- Understanding phrases and vocabulary when I **hear** them.
- Being able to spell words accurately when I **hear** them using the phonics sounds I have learnt.
- Recognising **questions and negative sentences** when I hear them.
- Understanding phrases and vocabulary when I **see them written down** and responding to questions about what I have **read**.
- Recognising **verb forms and articles** when I see them written down.
- **Writing** words and phrases accurately in sentences, including with **adjectives** and **negatives**.
- Writing **verb forms and articles** accurately in sentences.
- **Pronouncing** words and phrases correctly using the **phonics** sounds and the **liaison** rules I have learnt.

What should I do to revise and prepare for this assessment?

To prepare for this assessment:

1. Use your Language Guide and Language Nut to revise the vocabulary learnt in lessons so that you know what the words/phrases mean in English using the look, cover, write, check method.
2. Use your Language Guide and Language Nut to revise the vocabulary learnt in lessons so that you know how to spell the words/phrases in French using the look, cover, write, check method.
3. Use your Language Guide and Language Nut to practice the phonics sounds learnt in lessons, including liaison.
4. Use your exercise book and language guide to revise how to form present tense verbs and the forms of irregular verbs.
5. Use your exercise book to revise grammar rules such as negatives, the PVG rule and the BAGS rule for adjective order.



What useful websites/resources could I use to help me prepare?

- Language Guide
- Language Nut
- Audio files used for homework tasks



Subject		History	
Title/Topic	Format	Length	Week Commencing
Paper 1 – Why did people go on Crusade, was it for 'God, Glory or Greed'?	Essay	45 mins	9/6
Paper 2 – Knowledge test	Multiple choice	45 mins	9/6

This assessment will test my knowledge on...

- Recall test will test your knowledge on the following topics:
 - The Anglo-Saxon Age– Including the The Viking invasions, Alfred the Great, Anglo-Saxon Golden Age
 - The Normans inc: the events of 1066, Reigns of William I, William II and Henry I and the Anarchy
 - The Middle Ages inc: The Medieval Kings Henry II, Edward I, Henry V and John, Medieval life including village life, the church and Crime and Punishment
 - The Crusades inc: why people went, the Islamic World, the Crusader states, the failure of the Crusades.
- Construct an essay to answer the question
- We will be looking for the following features: Why did people go on Crusade, was it for 'God, Glory or Greed'?
- An introduction which: explains the question, and makes an argument.
- Paragraphs which answer the question (A.T.Q) in the first and last sentence.
- Paragraphs which stick to the point (S.T.P).
- A conclusion which powerfully restates your argument.
- Detail which is relevant, specific and accurate.
- Lots of explanation developing that detail – 'so what?'
- Accurate spelling – check your work.
- Accurate punctuation and grammar – check your work.
- Sentences which are short, clear and make sense.
- Sustained judgement throughout your essay.



What should I do to revise and prepare for this assessment?

To prepare for this assessment:

1. Ensure that your essay planning sheet that you start in class is fully completed.
2. Ensure that all reading tasks in your prep booklet have been completed.
3. Learn all the questions in your prep booklet knowledge organiser on the Anglo-Saxons, The Normans, The Middle Ages and the Crusades using look, cover, write, check.
4. Read over notes from each lesson and consolidate learning by writing summary paragraphs.

What useful websites/resources could I use to help me prepare?

- Knowledge organisers
- <https://www.bbc.co.uk/bitesize>
- <https://www.thenational.academy/>



Subject		Spanish		
Title/Topic		Format	Length	WC
Paper 1 – Listening and Reading		Written paper (multiple choice/written answers)	40 minutes	7X2, 7X3 and 7X4 = 2 nd June 7X1 dual class = 9 th June
Paper 2 – Writing and Speaking		Written paper and spoken answers	40 minutes	7X2, 7X3 and 7X4 = 2 nd June 7X1 dual class = 16 th June

My Pentecost assessment will test my knowledge on...

- Understanding phrases and vocabulary when I **hear** them.
- Being able to spell words accurately when I **hear** them using the phonics sounds I have learnt.
- Understanding phrases and vocabulary when I **see them written down** and responding to questions about what I have **read**.
- **Recognising** verb forms and articles when I see them written down.
- **Writing words** and **phrases** accurately in sentences.
- **Writing** verb forms and articles accurately in sentences.
- **Pronouncing** words and phrases correctly using the phonics sounds I have learnt.
- **Saying** the Spanish word(s) when I see the English word (vocabulary translation).

What should I do to revise and prepare for this assessment?



To prepare for this assessment:

1. Use your Language Guide and Language Nut to revise the vocabulary learnt in lessons so that you know what the words/phrases mean in English using the look, cover, write, check method.
2. Use your Language Guide and Language Nut to revise the vocabulary learnt in lessons so that you know how to spell the words/phrases in Spanish using the look, cover, write, check method.
3. Use your Language Guide and Language Nut to practice the phonics sounds learnt in lessons.

What useful websites/resources could I use to help me prepare?











- Language Guide
- Language Nut
- Audio files used for homework tasks



Subject	Music		
Title/Topic	Format	Length	WC
Task 1	Written	20 mins	Dates given to each class
Task 2	Practical	5 mins	Done

In this Pentecost assessment I will be asked to show I can...

- The Keyboard Practical Exam was completed in April 2024
- Name and define the nine elements of music - *Tempo, Beat, Rhythm, Pitch, Silence, Timbre, Texture, Dynamics, Duration, Structure*
- Know your notes value names and beat counts.

NOTE	EQUIVALENT REST	VALUE	NAME
		1 BEAT	CROTCHET
		2 BEAT	MINIM
		3 BEAT	DOTTED MINIM
		4 BEAT	SEMIBREVE
		½ BEAT	QUAVER

Be able to read notes on the stave- using the rhymes

Every Good Boy Deserves Football

Face in the Space



- Know your tempo markings

Adagio	Slow and leisurely
Andante	Walking speed
Moderato	Moderate speed
Allegro	Quick and lively
Presto	Very fast

- The sections of the Orchestra and which instruments are in each section and the role of the Conductor. Use your booklet to help you. We will play different instruments (*one at a time*) and ask you to name the instrument we play in order. We will display a picture of all the instruments that are used as a guide.
https://www.youtube.com/watch?v=-hFFlrKZdSY&list=RD-hFFlrKZdSY&start_radio=1&t=323s . This link is for the video we use in the lessons.

Strings	Woodwind	Brass	Percussion
Violin Viola Cello Double Bass Harp	Flute Oboe Clarinet Bassoon * Piccolo * Cor Anglais * Bass Clarinet * Contra Bassoon	Trumpet French Horn Trombone Tuba	Timpani Bass Drum Xylophone Cymbals Triangle Snare Drum

-

What should I do to revise and prepare for this assessment?



1. Revise from the **class workbooks** and the revision guide
2. [Instruments of the Orchestra - Listening Test \(youtube.com\)](https://www.youtube.com/watch?v=-hFFlrKZdSY&list=RD-hFFlrKZdSY&start_radio=1&t=323s) use this to practice listening to the different timbres of the instruments.

What useful websites/resources could I use to help me prepare?

https://www.youtube.com/watch?v=-hFFlrKZdSY&list=RD-hFFlrKZdSY&start_radio=1&t=323s .