



De Lisle College

Pentecost Term Assessment Information

Year 8 – June 2025

# Key Stage 3 Grading System

From this year, students' attainment will be determined by a standardised scoring system. Each assessment will provide a 'raw score', that is their score out of a given total on the assessment. A statistical process is used to convert the raw score into a standardised score for each student. Standardised scores range from 1-100, and indicate the position of each student with the year group.

Students will no longer be graded on a 9-1 scale. Now the standardised score will be used to assign a quintile grade to each student with the highest grade now being a 5 which indicates they are in the top 20% of the year group. The full details are explained in this table:

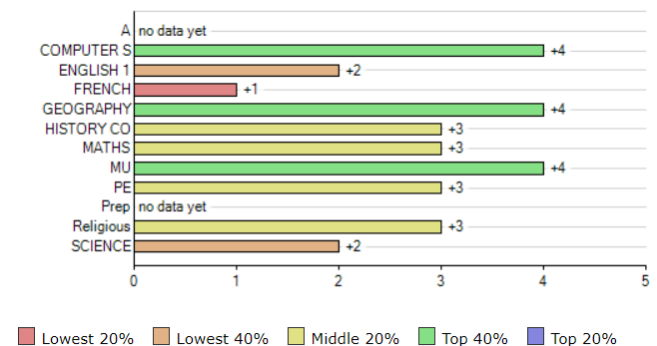
Grade	Standardised Score	Rank Position in Year at De Lisle
5	80 – 100	In the top 20% of students
4	60 – 80	In the top 40% of students
3	40 – 60	In the middle 20% of students
2	20 – 40	In the lowest 40% of students
1	1 – 20	In the lowest 20% of students

The advantages of using the standardised scoring system are:

- It provides a clear picture of how your child is performing in each subject compared to their peers.
- It allows your child to track their progress in each subject across the year and through Key Stage 3 more closely.
- It allows for comparisons of your child's performance to be made between subjects.

At each of the three assessment points your child will be provided with their grade and standardised score in each subject. On Go4schools, your child's page will now show you an attainment chart. This will easily allow you to see how they have performed across their different subjects based on their 5-1 grades.

Each student has been assigned a Prior Attainment Grade. This grade provides an indicator as to where your child was positioned in the year group at the end of Key Stage 2. It is based on a combined score of their maths and English.



### Year 8 Pentecost assessment timetable - week 1 (WEEK A)

	Monday 2nd June		Tuesday 3rd June		Wednesday 4th June		Thursday 5th June		Friday 6th June
Period 1		Period 1	8Y Spanish Reading and Listening	Period 1	Y Band Maths paper 1	Period 1	X Band English	Period 1	8Y Chemistry
									8V Geog Paper 1 ABO
									8R, 8O RE Paper 1
Period 2		Period 2		Period 2	8V, 8Y, 8D Biology	Period 2	8O Chemistry	Period 2	8Y Spanish
					8B History Written		8G History MCQ		
					8I RE Paper 1				
Period 3	8I History Written	Period 3	8R, 8O Biology	Period 3	X Band Maths paper 1	Period 3	8I Geog Paper 2	Period 3	
	8O History Written		8G History Written		Y Band English		8Y, 8V RE Paper 1		
	8Y History Written								
Period 4		Period 4		Period 4	8I, 8B Biology	Period 4	8R History Written	Period 4	8V Chemistry
									8B, 8V RE Paper 1
Period 5		Period 5	8O History MCQ	Period 5		Period 5		Period 5	X Band Maths paper 2
			8V History Written						Y Band Maths paper 2

### Year 8 Pentecost assessment timetable - week 2 (WEEK B)

	Monday 9th June		Tuesday 10th June		Wednesday 11th June		Thursday 12th June		Friday 13th June
Period 1		Period 1	8G Geog Paper 1 MFR	Period 1	8X French Reading and Listening	Period 1		Period 1	8V, 8G, 8I Physics
			8R Music						8Y Geog Paper 1
									8B Geog Paper 1 STH
Period 2	8B, 8R, 8I Chemistry	Period 2	8V Geog Paper 2 ABO	Period 2	8R History MCQ	Period 2	8G Geog Paper 2 MFR	Period 2	8V MUSIC
	8V History MCQ		8B History MCQ				8B CS - ATH		8B Physics
	8O CS - NPA		8Y CS - ATH				8R RE Paper 2		8O, 8Y, 8G, 8I RE Paper 2
Period 3	8Y MUSIC	Period 3		Period 3		Period 3	8R Physics	Period 3	
	8I History MCQ						8I Geog Paper 1 ABO		
	8V CS - NPA								
	8G CS - ATH								
Period 4	8R CS - MJA	Period 4		Period 4		Period 4		Period 4	
					8G Chemistry		X Band Maths paper 3		8O, 8Y Physics
					8Y Geog Paper 2		Y Band Maths paper 3		8I CS - ATH
									8B, 8V RE paper 2
Period 5		Period 5	8O MUSIC	Period 5		Period 5		Period 5	8X French Writing and Speaking

**Year 8 Pentecost assessment timetable - week 3 (WEEK A)**

	Monday 16th June		Tuesday 17th June		Wednesday 18th June		Thursday 19th June		Friday 20th June
Period 1		Period 1		Period 1	8X1 Mandarin speaking (10 mins)	Period 1		Period 1	8G MUSIC
									8B Geog Paper 2 ERI
Period 2		Period 2		Period 2	8R Geog Paper 2 KAL	Period 2		Period 2	
					8X1 Mandarin speaking (10 mins)				
Period 3		Period 3		Period 3	8X1 Mandarin speaking (10 mins)	Period 3	8O Geography paper one NWH	Period 3	
Period 4		Period 4	8R Geog Paper 1 ERI	Period 4	8X1 Mandarin speaking (10 mins)	Period 4		Period 4	8O Geography paper two NWH
Period 5	8X1 Mandarin reading & list	Period 5	8I MUSIC	Period 5	8X1 Mandarin speaking (10 mins)	Period 5	8X1 Mandarin writing	Period 5	



Subject	English		
Title/Topic	Format	Length	Week Commencing
Paper 1 – Animal Farm	Essay	45 minutes	2 <sup>nd</sup> June

**This assessment will test my knowledge on...**

- My understanding of the plot of 'Animal Farm'
- My knowledge of the characters in 'Animal Farm'
- Why George Orwell wrote the text and how that impact on meaning
- How to analyse a text using because, specifically, almost as though
- How to write clearly and coherently
- How to support my ideas with relevant quotations
- What an allegory is

**What should I do to revise and prepare for this assessment?**



To prepare for this assessment:

1. Re-read the extracts from 'Animal Farm'
2. Practise writing analytical paragraphs on your impression of each character, using quotations to support your ideas and using because, specifically and almost as though to structure your writing.
3. Watch the animated film of 'Animal Farm'
4. Research Orwell and his reasons for writing 'Animal Farm'

### What useful websites/resources could I use to help me prepare?

- 'Animal Farm' booklet
- 'Animal Farm' knowledge organiser
- The animated film link: [Animal Farm film 1999 \(youtube.com\)](https://www.youtube.com/watch?v=08p1z3U2y08)
- <https://www.bbc.co.uk/bitesize/topics/zwpfvwx/articles/zw2r96f>



Subject	Maths		
Title/Topic	Format	Length	Date
Paper 1	Non-calculator	45 minutes	4 <sup>th</sup> June
Paper 2	Calculator	45 minutes	6 <sup>th</sup> June
Paper 3	Multiple choice questions	45 minutes	12 <sup>th</sup> June

**In this assessment I will be asked to show my knowledge of...**

Ratio and scale

Multiplicative change

Multiplying and dividing fractions

Working in the Cartesian plane

Representing data

Tables and probability

Brackets, equations and inequalities

Sequences

Indices

Fractions and percentages

Standard form

Number sense

Angles in parallel lines and polygons





**What should I do to revise and prepare for this assessment?**

Use the revision booklet given to you in class.

Keep up with all your work in class.

Complete all of your Sparx homework.

Use the target and boost homework on Sparx to develop your understanding.

Use the independent learning section on Sparx for specific revision on topics you struggle with.

Look through all your booklets from this year as you could be assessed on any of them.

**What useful websites/resources could I use to help me prepare?**

Sparx Maths

[www.corbettmaths.com](http://www.corbettmaths.com)

Year 8	Religious Studies	Assessment Date(s):	w/c 2 <sup>nd</sup> June P1 w/c 9 <sup>th</sup> June P2
Assessment Format:	Paper 1 - written task  Paper 2 – short and medium length answers	Assessment Length:	2 x 45 mins
What key topics do I need to know and remember...			
Paper 1 written task  Revise Module 4: Desert to Garden Beliefs about suffering, Jesus as the suffering servant, Lent, Easter Triduum, reconciliation		Paper 2 General RE knowledge. Short and medium length answers  Revise knowledge organisers for the first four modules.	
How can I best prepare and revise for this assessment...			
<ul style="list-style-type: none"><li>• Use your knowledge organisers, memorise the information. Get other people to test you.</li><li>• Make mindmaps on different topics from module 4, using the textbook from Kerboodle.</li><li>• Make notes on different topics.</li><li>• Look, cover, write check key words and concepts</li><li>• Make flash cards of key beliefs, teachings and actions, including definitions and memorise them. Get other people to test you.</li><li>• Write practice SPO paragraphs on different issues including Beliefs, Teachings and Actions.</li></ul>			



<b>Subject</b>	<b>Science</b>		
<b>Title/Topic</b>	<b>Format</b>	<b>Length</b>	
Paper 1 – Biology	Written and MCQ	45mins	
Paper 2 – Chemistry	Written and MCQ	45mins	
Paper 3 – Physics	Written and MCQ	45mins	

### My end of year assessment will test my knowledge on...

#### Biology

- Reproduction and life
- Biological molecules
- Life processes

#### Chemistry

- Acids and bases
- Chemistry of the metals
- Earth science

#### Physics

- Forces and motion
- Waves and motion

### What should I do to revise and prepare for this assessment?

To prepare for this assessment:

Firstly, use self-testing to check knowledge recall e.g. knowledge organisers from the backs of booklets. This can be expanded on using revision guides (if available) & BBC Bitesize.

Try to summarise learning by constructing sentences focussed on key words, creating flash cards and making mind maps. These will help you organise your thoughts and develop links between different topics.

Use the crucial learning booklet on SMHW to learn key facts.

### What useful websites/resources could I use to help me prepare?

Use your knowledge booklets – all available on SMHW

Use [KS3 Science - BBC Bitesize](#)

Use the crucial learning booklets – available on SMHW



<b>Subject</b>	PE – year 8		
<b>Title/Topic</b>	<b>Format</b>	<b>Length</b>	<b>WC</b>
Online test (35 marks)	Multiple choice	30 mins	2 <sup>nd</sup> June
Practical assessment of activities	Core skills and application of skills in full context	N/A	N/A

### **In this Pentecost assessment I will be asked to show I can...**

Demonstrate an understanding of the principles of training effectively, as well as the other topics covered in year 8 and year 7.

Demonstrate the core skills in practical activities and apply them accurately in a full context or competitive situation.

### **What should I do to revise and prepare for this assessment?**

Review your knowledge organiser and work booklet and self-test with a partner or parent. Re-watch the lesson video and complete any practice questions in your work booklet.

### **What useful websites/resources could I use to help me prepare?**

The online resources on SatchelOne can support preparation for the online assessment.



Subject	Computer Science – Year 8		
Title/Topic	Format	Length	WC
Year 8 EOY Assessment – All units	On-screen MCQ	45 mins	

### In this Advent assessment I will be asked to show I can...

#### From Unit 8.1 Python Turtle....

- Control the turtle in Python using basic commands fd(),bk(),rt() and lt().
- Use variables in a program to store data
- Read pre-written programs and predict what they do
- State the purpose of loops in a program
- Understand how FOR loops operate in a program
- Understand how WHILE loops operate in a program
- Use print and input commands to interact with the user.
- Combine different techniques together to solve a problem

#### From Unit 8.2 Data Representation....

- Convert 8-bit binary numbers into denary (normal decimal) numbers
- Convert denary numbers into 8-bit binary numbers
- Add binary numbers together
- Convert binary numbers into hexadecimal
- Convert letters into binary using the ASCII table (provided)
- Describe the difference between ASCII, Extended ASCII and Unicode
- Describe how bitmap images use binary to store a picture
- Describe key features of images including pixels, resolution and colour depth



- Calculate file sizes of images based on their properties – width, height and colour depth

### **From Year 7 – 7.1 Hardware and Software**

- Identify examples of different “computer systems”
- Identify the main components of a “computer”
- State the purpose of different components
- Classify hardware appropriately – either Input or Output
- Select appropriate devices for a purpose
- Understand the relationship between hardware and software
- Identify the main features of an Operating System
- Select appropriate software for a task
- 

**What should I do to revise and prepare for this assessment?**



1. Carry out the revision activity set by your teacher set on Seneca/Satchel
2. Read through your OneNote and Powerpoints for each lesson – See link below
3. Use look, cover, check using the knowledge organisers each. OneNote

#### **What useful websites/resources could I use to help me prepare?**

You can access all the resources for each unit on the OneDrive

Homework activities are set on Seneca/Satchel

#### **Where can I access specific revision resources**

(If you wish you can place a link to a One-Drive folder containing revision resources for the Year 7 Advent assessment)



Subject		Geography		
Title/Topic		Format	Length	WC
Paper 1-Prior year 7 content: 1. What is a geographer? 2. What is an economy? 3. Weather and Climate 4. Rivers		MCQ- 35 questions	45	
Paper 2- Year 8 content: 1. Coasts 2. Development 3. Managing the Earth's resources		Written assessment	45	

### In this Pentecost assessment I will be asked to show I can...

Paper 1- Knowledge organisers- Prior year 7 content:

5. What is a geographer?
6. What is an economy?
7. Weather and Climate
8. Rivers

#### Paper 2- Coasts

- Four processes of erosion- abrasion, attrition, hydraulic action and solution
- Coastal landforms- the formation of erosional landforms: headlands and bays
- Coastal management strategies- hard and soft engineering examples and how effective they are
- **Development**
- Define development
- Name social and economic measures of development
- HDI- Human Development Index (reliability)
- Physical and human obstacles to development
- Case study of obstacles to development: Nepal
- **Resources**
- Classifications of rocks- igneous, sedimentary and metamorphic
- Hydrological cycle
- Factors that affect water insecurity
- Case study: The impacts of fossil fuel use- Deepwater Horizon

### What should I do to revise and prepare for this assessment?





1. Read through your knowledge organisers. Similar to how you would practice your spellings, **look, cover, check.**
2. Read through KS3 BBC Bitesize and attempt the quiz on each topic area
3. Read through your exercise books and create revision spider diagrams of key terminology and ideas

### What useful websites/resources could I use to help me prepare?

Revision guide pages:

Skills- p1, p151

Coasts- p64

Development- 92-96

Resources- 28, 113

<https://www.bbc.co.uk/bitesize/subjects/zrw76sg>

<https://classroom.thenational.academy/subjects-by-key-stage/key-stage-3/subjects/geography>



Subject	Mandarin (Hurdles Tests)		
Title/Topic	Format	Length	WC
Paper 1 – Reading and listening	Multiple-choice answers	60 mins	Monday 16.6.25, p.5
Paper 2 – Writing	2 short answers and 1 long answer	60 mins	Thursday 19.6.25, p.5
Paper 3 – Speaking	Presentation, role-play and general conversation	10 mins	18.6.25, all day

### My end of year assessment will test my knowledge on...

All chapters of *Jinbu 1*

Chapters 1, 2 and 3 of *Jinbu 2*

### What should I do to revise and prepare for this assessment?

To prepare for this assessment:

1. Revise all of the characters we have learnt this year and in Y7. You must be able to read, write and say them all. You can use both your Knowledge Organisers and Quizlet to help you with this. Test yourself to make sure that you can write all of the characters from memory. Practise writing any that you cannot write accurately from memory, using look, cover, write, check.
2. Read back over the reading exercises in both of your *Jinbu* textbooks and practise answering the questions.
3. Revise how to write and talk about past events, eg. holidays or what you did last weekend, using 了.
4. Revise how to write and talk about future events, eg. what you would like to do tomorrow or next weekend, using 要 or 想.
5. Revise how to use connectives (也, 和, 因为, 可是, 又 ... 又) and opinion phrases (我认为/觉得, 对我来说) to extend your sentences.
6. Practise the speaking presentation that we will write in class, so that you can deliver it fluently, without notes.

### What useful websites/resources could I use to help me prepare?



*Jinbu 1* and 2 textbooks and workbooks

Knowledge Organisers for each of the chapters we have studied in *Jinbu 1* and *Jinbu 2*.



Subject	Art, Design and Technology		
Title/Topic	Format	Length	Week Commencing
Year 8 Sketchbook	All project work	On-going in class	N/A

### This assessment will test my knowledge on...

In Art, Design and Technology, you are assessed on the work that you produce during each project. This includes research and preparatory work, your final project outcome and your evaluation. This closely follows the way in which students are assessed in this subject at GCSE level. You will not complete a separate assessment piece in this assessment window.

Your teacher will be looking for the following evidence within your work which can be found in your sketchbook:

- Demonstrating critical understanding of artists and designers.
- Refining work by exploring ideas, selecting and experimenting with media, materials, techniques and processes.
- Recording the creative development of your own design ideas and planning final outcome Demonstrating knowledge and understanding of the work and techniques of artists and designers.



### **What should I do to revise and prepare for this assessment?**

To prepare for this assessment:

1. Continue to work hard and apply yourself in ADT lessons.
2. Ensure that you complete every task to the best of your ability.
3. Complete homework tasks to the best of your ability.
4. Listen carefully to advice and act on any feedback that you are given.
5. Revisit previous work in your workbook to see whether you can now make any improvements to it.

### **What useful websites/resources could I use to help me prepare?**

N/A



Subject	French		
Title/Topic	Format	Length	WC
Paper 1 – Listening and Reading	Written paper (multiple choice/written answers)	40 minutes	9 <sup>th</sup> June
Paper 2 – Writing and Speaking	Written paper and spoken answers	40 minutes	9 <sup>th</sup> June

### My Advent assessment will test my knowledge on...

- Understanding phrases and vocabulary when I **hear** them.
- Being able to spell words accurately when I **hear** them using the phonics sounds I have learnt.
- Understanding phrases and vocabulary when I **see them written down** and responding to questions about what I have **read**.
- **Recognising** verb forms and articles when I see them written down.
- **Writing words** and **phrases** accurately in sentences.
- **Writing** verb forms and articles accurately in sentences.
- **Pronouncing** words and phrases correctly using the phonics sounds I have learnt.
- **Tense formations** – present, past and future

### What should I do to revise and prepare for this assessment?

To prepare for this assessment:

1. Use your Language Guide and Language Nut to revise the vocabulary learnt in lessons so that you know what the words/phrases mean in English using the look, cover, write, check method.
2. Use your Language Guide and Language Nut to revise the vocabulary learn in lessons so that you know how to spell the words/phrases in French using the look, cover, write, check method.
3. Use you Language Guide and Language Nut to practice the phonics sounds learnt in lessons.



**What useful websites/resources could I use to help me prepare?**

- Language Guide
- Language Nut
- Audio files using for homework tasks



Subject		History		
Title/Topic		Format	Length	Week Commencing
Paper 1 – ‘The Middle Passage was the worst part of slavery’ how far do you agree with this statement?		Essay	45 mins	2/6
Paper 2 – Knowledge test		Multiple choice	45 mins	2/6

### This assessment will test my knowledge on...

- Recall test will test your knowledge on the following topics:
  - The Tudors – Including the Reformation, Henry VIII, Elizabeth I, Edward VI and Mary
  - The Stuart Age inc: James I, The English Civil War and The Glorious Revolution
  - Slavery inc: Life in Africa, the Middle Passage, Life on the Plantations, Abolition and the American Revolution and Civil War
- Construct an essay to answer the question ‘The Middle Passage was the worst part of slavery’ how far do you agree with this statement?
- We will be looking for the following features:
  - An introduction which: explains the question, and makes an argument.
  - Paragraphs which answer the question (A.T.Q) in the first and last sentence.
  - Paragraphs which stick to the point (S.T.P).
  - A conclusion which powerfully restates your argument.
  - Detail which is relevant, specific and accurate.
  - Lots of explanation developing that detail – ‘so what?’
  - Accurate spelling – check your work.
  - Accurate punctuation and grammar – check your work.
  - Sentences which are short, clear and make sense.
  - Sustained judgement throughout your essay.





### **What should I do to revise and prepare for this assessment?**

To prepare for this assessment:

1. Ensure that your essay planning sheet that you start in class is fully completed.
2. Ensure that all reading tasks in your prep booklet have been completed.
3. Learn all the questions in your prep booklet knowledge organiser on the Tudors, Stuarts and slavery using look, cover, write, check.
4. Read over notes from each lesson and consolidate learning by writing summary paragraphs.

### **What useful websites/resources could I use to help me prepare?**

- Knowledge organisers
- <https://www.bbc.co.uk/bitesize>
- <https://www.thenational.academy/>



Subject	Spanish		
Title/Topic	Format	Length	WC
Paper 1 – Listening and Reading	Written paper (multiple choice/written answers)	40 minutes	2 <sup>nd</sup> June
Paper 2 – Writing and Speaking	Written paper and spoken answers	40 minutes	2 <sup>nd</sup> June

### My Advent assessment will test my knowledge on...

- Understanding phrases and vocabulary when I **hear** them.
- Being able to spell words accurately when I **hear** them using the phonics sounds I have learnt.
- Understanding phrases and vocabulary when I **see them written down** and responding to questions about what I have **read**.
- **Recognising** verb forms and articles when I see them written down.
- **Writing words** and **phrases** accurately in sentences.
- **Writing** verb forms and articles accurately in sentences.
- **Pronouncing** words and phrases correctly using the phonics sounds I have learnt.
- **Tense formations** – present, past and future

### What should I do to revise and prepare for this assessment?

To prepare for this assessment:

1. Use your Language Guide and Language Nut to revise the vocabulary learnt in lessons so that you know what the words/phrases mean in English using the look, cover, write, check method.
2. Use your Language Guide and Language Nut to revise the vocabulary learn in lessons so that you know how to spell the words/phrases in Spanish using the look, cover, write, check method.
3. Use you Language Guide and Language Nut to practice the phonics sounds learnt in lessons.



**What useful websites/resources could I use to help me prepare?**

- Language Guide
- Language Nut
- Audio files using for homework tasks



<b>Subject</b>	Music		
<b>Title/Topic</b>	<b>Format</b>	<b>Length</b>	<b>WC</b>
Task 1	Written	20 mins	
Task 2	Practical	5 mins	

### In this Pentecost assessment I will be asked to show I can...

Task 2 the practical exam has been completed in April.

1. Name and define the ten elements of music - *Tempo, Beat, Rhythm, Pitch, Silence, Timbre, Texture, Dynamics, Articulation, Duration, Structure*
2. Know notation by the note name and the beat value of each note (ie crotchet =1 beat)
3. Notes on a keyboard and the names of the white and black notes.
4. Be able to read treble and bass clef.
5. Know the Blues Scale.
6. Know the 12-bar blues chord progression.
7. Understand and formulate how 3 note chords are made.
8. Recognise the elements of music within a piece of music.
9. Know form and structure – definitions for Binary and Ternary

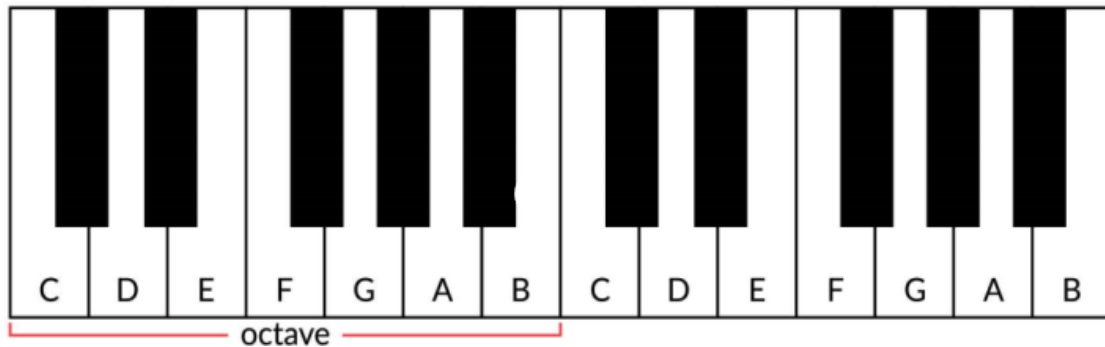
**What should I do to revise and prepare for this assessment?**



1. Revise from the class workbooks and the pictures below
2. Learn the 12-bar blues chord progression and blues scale.

Remember flats to the left, sharps to the right.

### Layout of a Keyboard/Piano

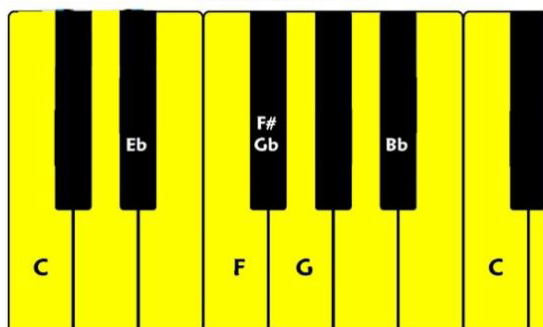


Chord I C E G	Chord I	Chord I	Chord I
Chord IV F A C	Chord IV	Chord I	Chord I
Chord V G B D	Chord IV	Chord I	Chord I

12 bar blues chord progression grid

Keyboard /glockenspiel showing the blues scale.

The Blues Scale in C





**What useful websites/resources could I use to help me prepare?**

The class booklets are the most relevant and easily accessible source for revision