



De Lisle College

Pentecost Term Assessment Information

Year 9 – June 2025

Key Stage 3 Grading System

From this year, students' attainment will be determined by a standardised scoring system. Each assessment will provide a 'raw score', that is their score out of a given total on the assessment. A statistical process is used to convert the raw score into a standardised score for each student. Standardised scores range from 1-100, and indicate the position of each student with the year group.

Students will no longer be graded on a 9-1 scale. Now the standardised score will be used to assign a quintile grade to each student with the highest grade now being a 5 which indicates they are in the top 20% of the year group. The full details are explained in this table:

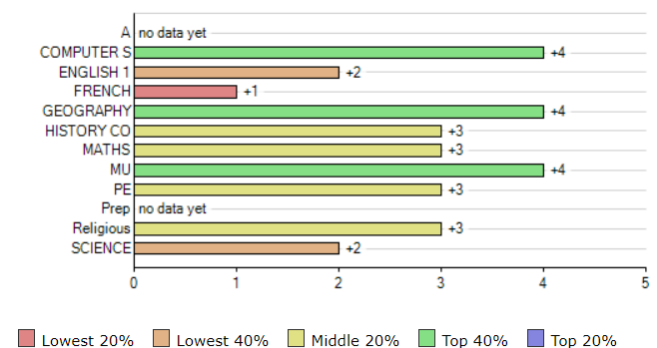
Grade	Standardised Score	Rank Position in Year at De Lisle
5	80 – 100	In the top 20% of students
4	60 – 80	In the top 40% of students
3	40 – 60	In the middle 20% of students
2	20 – 40	In the lowest 40% of students
1	1 – 20	In the lowest 20% of students

The advantages of using the standardised scoring system are:

- It provides a clear picture of how your child is performing in each subject compared to their peers.
- It allows your child to track their progress in each subject across the year and through Key Stage 3 more closely.
- It allows for comparisons of your child's performance to be made between subjects.

At each of the three assessment points your child will be provided with their grade and standardised score in each subject. On Go4schools, your child's page will now show you an attainment chart. This will easily allow you to see how they have performed across their different subjects based on their 5-1 grades.

Each student has been assigned a Prior Attainment Grade. This grade provides an indicator as to where your child was positioned in the year group at the end of Key Stage 2. It is based on a combined score of their maths and English.



Year 9 Pentecost assessment timetable - week 1 (WEEK A)

	Monday 2nd June		Tuesday 3rd June		Wednesday 4th June		Thursday 5th June		Friday 6th June
Period 1		Period 1		Period 1	Y Band Maths paper 1	Period 1	9Y Geography Paper 2	Period 1	
			9X1 Mandarin writing (2)		9G Geography Paper 2				
					9R History Written				
Period 2		Period 2		Period 2	X Band Maths paper 1	Period 2	9O Geography paper one NWH	Period 2	9B Geography paper one ERI
					9I History Written		9I History Written		
Period 3		Period 3		Period 3		Period 3		Period 3	9V Geography Paper 1
Period 4		Period 4	9X Biology	Period 4		Period 4		Period 4	
Period 5	9X1 Mandarin writing (1)	Period 5		Period 5		Period 5		Period 5	9G Geography paper 1
							9R History MCQ		
					9Y Biology				
						Prep	9X1 Mandarin reading & listening		
						Period 6	9X1 Mandarin reading & listening		

Year 9 Pentecost assessment timetable - week 2 (WEEK B)

	Monday 9th June		Tuesday 10th June		Wednesday 11th June		Thursday 12th June		Friday 13th June
Period 1		Period 1	9X Chemistry	Period 1	9I Geography paper two NWH	Period 1	9B MUSIC	Period 1	9Y physics
					9V Geography paper 2		9G History MCQ		
					9G History Written		9V History MCQ		
					9B History Written				
Period 2	9O MUSIC / 9V MUSIC	Period 2	9R MUSIC	Period 2		Period 2		Period 2	X Band Maths paper 3
	9B Geography paper two NV								
	9R Geography Paper 1								
Period 3		Period 3	9Y Chemistry	Period 3	X Band Maths paper 2	Period 3	9G MUSIC	Period 3	9Y History MCQ
			9X1 French dual class Reading and Listening						9I CS - ATH
			9X2/3/4 French Reading and Listening						
Period 4	9V History Written	Period 4	9I Geography paper one NWH	Period 4	Y Band Maths paper 2	Period 4	9Y MUSIC	Period 4	Y Band Maths paper 3
	9Y History Written		9R Geography Paper 2		9X2/3/4 French Writing		9O History MCQ		9X1 French dual class Writing
			9Y Geography Paper 1						
			9O History Written						
Period 5	9I MUSIC	Period 5		Period 5	9Y Spanish reading and listening	Period 5	9Y Spanish writing	Period 5	9X physics
	9O Geography paper two NV								

Year 9 Pentecost assessment timetable - week 3 (WEEK A)

	Monday 16th June		Tuesday 17th June		Wednesday 18th June		Thursday 19th June		Friday 20th June
Period 1		Period 1		Period 1		Period 1	9V CS - ATH	Period 1	
							9B, 9I RE		
Period 2	9R CS - MJA	Period 2	9B CS - ATH	Period 2		Period 2		Period 2	9Y CS - ATH
Period 3		Period 3	9B History MCQ	Period 3	9R, 9Y, 9G RE	Period 3		Period 3	9O CS - ATH
			9G CS - ATH						
			9O, 9V RE						
Period 4		Period 4		Period 4		Period 4	9X1, 9X3 and 9X4 English	Period 4	
Period 5		Period 5		Period 5	9X2 English	Period 5	Y Band English	Period 5	



Subject	English		
Title/Topic	Format	Length	Week Commencing
Paper 1 – Small Island	Essay	45 minutes	16 th June

This assessment will test my knowledge on...

- My understanding of 'Small Island'
- How to analyse a text
- How to write clearly and coherently in structured paragraphs
- How to discuss characters and themes
- The context of the play

What should I do to revise and prepare for this assessment?



To prepare for this assessment:

1. Re-read your annotations/practice paragraphs for 'Small Island' you've studied
2. Practise writing paragraphs about characters and themes using because, specifically and almost as though.
3. Create revision pages for characters and themes
4. Use your 'Small Island'

What useful websites/resources could I use to help me prepare?

- Small Island booklet
- Small Island knowledge organiser
- [English, secondary, Year 9 - Lesson listing | Oak National Academy](#)



Subject	Maths		
Title/Topic	Format	Length	Date
Paper 1	Non-calculator	45 minutes	4 th June
Paper 2	Calculator	45 minutes	11 th June
Paper 3	Multiple choice questions	45 minutes	13 th June

In this assessment I will be asked to show my knowledge of...

Straight line graphs

Forming and solving equations

Testing conjectures

3D shapes

Constructions and congruency

Numbers

Using percentages

Maths and money

Deduction

Rotations and translations

Pythagoras' Theorem

Enlargement and similarity

Solving ratio and proportion problems

Rates



What should I do to revise and prepare for this assessment?

Use the revision booklet given to you in class.

Keep up with all your work in class.

Complete all of your Sparx homework.

Use the target and boost homework on Sparx to develop your understanding.

Use the independent learning section on Sparx for specific revision on topics you struggle with.

Look through all your booklets from this year as you could be assessed on any of them.

What useful websites/resources could I use to help me prepare?

Sparx Maths

www.corbettmaths.com



Subject	Science		
Title/Topic	Format	Length	
Paper 1 – Physics	Written and multiple choice	45mins	
Paper 2 – Chemistry	Written and multiple choice	45mins	
Paper 3 – Biology	Written and multiple choice	45mins	

My end of year assessment will test my knowledge on...

Physics

- Fundamentals of Physics
- Electricity

Chemistry

- Chemistry of the non-metals
- Energy in reactions
- Atomic structure and the periodic table – GCSE

Biology

- Ecology
- Genetics and & evolution

What should I do to revise and prepare for this assessment?

To prepare for this assessment:

Firstly, use self-testing to check knowledge recall e.g. knowledge organisers from the backs of booklets. This can be expanded on using revision guides (if available) & BBC Bitesize.

Try to summarise learning by constructing sentences focussed on key words, creating flash cards and making mind maps. These will help you organise your thoughts and develop links between different topics.

Use the crucial learning booklet on SMHW to learn key facts.

What useful websites/resources could I use to help me prepare?

Use your knowledge booklets – all available on SMHW

Use [KS3 Science - BBC Bitesize](#)

Use [GCSE Combined Science - AQA Trilogy - BBC Bitesize](#)

Use the crucial learning booklets – available on SMHW

Use www.senecalearning.com

Year 9	Religious Studies	Assessment Date(s):	w/c 16 th June
Assessment Format:	Judaism beliefs 2xa, 2xb, 1xc, 1xd	Assessment Length:	45 mins
What key topics do I need to know and remember...			
<p>Judaism beliefs</p> <p>All key words</p> <p>Jewish beliefs about the Nature of God – One, Creator, Law Giver, Judge</p> <p>Jewish beliefs about Shekhinah</p> <p>The nature and role of the Messiah</p> <p>The covenant with Abraham</p> <p>The covenant with Moses</p> <p>The nature and importance of Pikuach Nefesh</p>			
How can I best prepare and revise for this assessment...			

Ensure you learn the information contained in your knowledge organiser

Use your textbook, available on Kerboodle, to review all aspects to be covered.

Take all of the advice on board from your class teacher.

Fully participate in the revision lessons and any homework tasks set.



Subject	PE – year 9		
Title/Topic	Format	Length	WC
Online test (50 marks)	Multiple choice	45 mins	2 nd June
Practical assessment of activities	Core skills and application of skills in full context	N/A	N/A

In this Pentecost assessment I will be asked to show I can...

Demonstrate an understanding of the components of fitness and how they relate to sport, as well as the other topics covered in key stage 3

Demonstrate the core skills in practical activities and apply them accurately to a full context or competitive situation.

What should I do to revise and prepare for this assessment?

Review your knowledge organiser and work booklet and self-test with a partner or parent. Re-watch the lesson video and complete any practice questions in your work booklet.

What useful websites/resources could I use to help me prepare?

The online resources on SatchelOne can support preparation for the online assessment.



Subject	Computer Science - Year 9		
Title/Topic	Format	Length	WC
Year 9 EOY Assessment – All units	On-screen MCQ	45 mins	

In this Advent assessment I will be asked to show I can...

From Unit 9.3 - Python Programming

- Control the turtle in Python using basic commands fd(),bk(),rt() and lt().
- Use variables in a program to store data
- Read pre-written programs and predict what they do
- State the purpose of loops in a program
- Understand how FOR loops operate in a program
- Understand how WHILE loops operate in a program
- Use print and input commands to interact with the user.
- Combine different techniques together to solve a problem
- Answer questions about example code
- Complete programs by filling in gaps

From Unit 9.1 Networks...

- Describe the main types of network – LAN and WAN
- Describe the two topologies – Star and Mesh
- Explain the benefits and drawbacks of making networks
- Describe the purpose of a **router** in a network
- Describe the purpose of a **switch** in a network
- Describe the purpose of a **WAP** in a network
- Describe the role of the ISP?
- Explain how IP addresses are used to identify devices



- Describe the main protocols used online – HTTP/HTTPS, IMAP, SMTP, FTP, TCP/IP

From Unit 9.2 HTML and Webpages...

- What is HTML?
- What are the main tags used in HTML pages?
- Tags that define the structure of a page-
 - `<html> <head> <body>`
- Tags that are used to change the way the information is displayed-
 - ` <i> <u>`
 - `<body bgcolor="red">`
 - `<div>`
 - ``
- Tags that are used to add other features-
 - ``
 - ` click this `
- What is CSS and why is it used?
- How to apply CSS rules to parts of a webpage
- What is Javascript used for?
- Understanding what some simple Javascript code would do on the page

From last year...

Hardware and Software

- Describe the main parts of a computer
- Describe the purpose of RAM, CPU and HDD/SSD
- Identify common input and output devices
- Describe the purpose of software such as the operating system, word processors and web-browsers

Binary Data

- Convert 8-bit binary numbers into denary (normal decimal) numbers



- Convert denary numbers into 8-bit binary numbers
- Add binary numbers together
- Convert binary numbers into hexadecimal
- Describe how bitmap images use binary to store a picture
- Describe key features of images including pixels, resolution and colour depth
- Calculate file sizes of images based on their properties – width, height and colour depth

What should I do to revise and prepare for this assessment?



To prepare for this assessment:

1. Carry out the revision activity set by your teacher on Seneca
2. Read through your OneNote and Powerpoints for each lesson – See link below
3. Use look, cover, check using the knowledge organisers each. OneNote

What useful websites/resources could I use to help me prepare?

You can access all the resources for each unit on the OneDrive

Homework activities are set on Seneca/Satchel

Where can I access specific revision resources

(If you wish you can place a link to a One-Drive folder containing revision resources for the Year 9 End of Year assessment)



Subject		Geography		
Title/Topic		Format	Length	WC
Paper 1 – MCQ Based on Year 7 and 8 content		Multiple choice quiz based on topics from year 7 and 8. Questions based on year 7 and 8 knowledge organisers Topics to be covered: <ol style="list-style-type: none"> 1. Geography skills 2. What is an economy? 3. Weather and climate 4. Rivers and coasts 5. Resources 6. Development 	45 mins	
Paper 2 – written responses and extended writing		4 sections covering: <ol style="list-style-type: none"> 1-Population 2-Tectonic Hazards 3. Glaciation 4. Climate Change <p>The paper will include multiple choice, 2-4-mark questions and an extended writing question, based on a case study, at the end of each section</p> <ol style="list-style-type: none"> 1. 	45 mins	

In this Pentecost assessment I will be asked to show I can...

Population

- Define the term birth rate/death rate
- Reasons for global population increase since the 1900s
- Case study: How governments control population- China's One Child Policy, or Russia's attempt to increase population (you need to learn key facts, such as when the policy was implemented, people affected and the impacts of the policy)

Tectonic Hazards

- Define the term natural hazards
- Name the four plate boundaries
- Tectonic theories- continental drift/sea floor spreading
- Case study: Volcanic eruption- E-16 eruption (causes, impacts and responses)

Glaciation

- Types of erosion in glaciated landscapes- abrasion, plucking
- Explain freeze thaw
- The glacial systems- zone of accumulation, transportation and zone of ablation



- Name a glacial landform and explain how it has formed- one of the following: pyramidal peaks, corries, ribbon lakes, aretes or glacial trough.

Climate Change

- Define climate change
- How climate has changed over time
- How ice cores show evidence of climate change
- The global social, economic and environmental impacts of climate change

What should I do to revise and prepare for this assessment?

1. Read through your knowledge organisers. Similar to how you would practice your spellings, **look, cover, check.**
2. Read through KS3 BBC Bitesize and attempt the quiz on each topic area
3. Read through your exercise books and create revision spider diagrams of key terminology and ideas
4. Complete homework revision tasks

What useful websites/resources could I use to help me prepare?



Key Stage three revision guide pages-

Population= P77-78

Tectonics= P16-18

Glaciation= P68-70

Climate Change= P38

China's One Child Policy- <https://www.bbc.co.uk/bitesize/guides/z3grsg8/revision/3>

E-16 Eruption- <https://www.bbc.co.uk/bitesize/guides/zvnbkqt/revision/4>

Glaciation- <https://www.bbc.co.uk/bitesize/guides/zg36wxs/revision/1>

Climate change effects- <https://www.bbc.co.uk/bitesize/guides/zwjjjxs/revision/1>



Subject	Mandarin (Hurdles Tests)		
Title/Topic	Format	Length	WC
Paper 1 – Reading and listening	Multiple-choice answers	90 minutes	Thursday 5.6.25, after-school lesson
Paper 2 – Writing paper A	1 short answer essay and 1 long answer essay	45 minutes	Monday 2.6.25, p.5
Paper 3 – Writing paper B	Translation into Chinese and translation into English	30 minutes	Wednesday 4.6.25, p.1

My end of year assessment will test my knowledge on...

All of the content in *Jinbu 1*, *Jinbu 2* and chapters 1, 2 and 3 in the GCSE (9-1) Mandarin textbook.

What should I do to revise and prepare for this assessment?

To prepare for this assessment:

1. Revise all of the characters we have learnt this year and in Y7 and Y8. You must be able to read, write and say them all. You can use both your Knowledge Organisers and Quizlet to help you with this.
2. Read back over the reading exercises in both of your *Jinbu* textbooks as well as your GCSE textbook and practise answering the questions.
3. Revise how to write and talk about past events, eg. holidays or what you did last weekend, using 了 or 过.
4. Revise how to write and talk about future events, eg. what you would like to do tomorrow or next weekend, using 要 or 想.
5. Revise how to extend your sentences using the complex sentence structures we have learnt, such as 虽然 ... 但是, 不但 ... 而且 and 又 ... 又
6. Revise how to use the particle 得 to form adverbs.
7. Revise how to compare things using 比.
8. Revise how to use relative place words, such as in front of, behind, opposite, etc.

What useful websites/resources could I use to help me prepare?



Jinbu 2 textbook and workbook
GCSE (9-1) Mandarin textbook
Knowledge Organisers for each chapter



Subject	Music		
Title/Topic	Format	Length	WC
Music Theory / Beethoven / Samba / Keyboard / Instruments	Written / Listening	1 Lesson	

In this Pentecost assessment I will be asked to show I can...

1. Understand general music theory including:
 - The elements of music
 - Tempo markings
 - Dynamics
 - Note names
 - Note values
 - Pitch names
2. General knowledge about Beethoven
3. General knowledge about Samba music
4. The note names on a keyboard chart
5. String / Woodwind / Brass / Percussion instruments

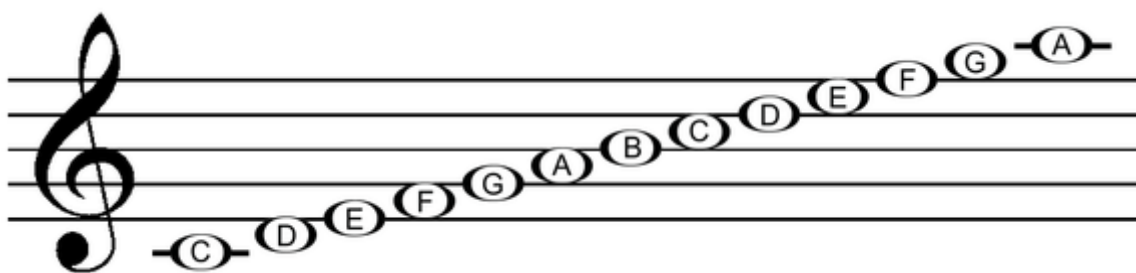
What should I do to revise and prepare for this assessment?



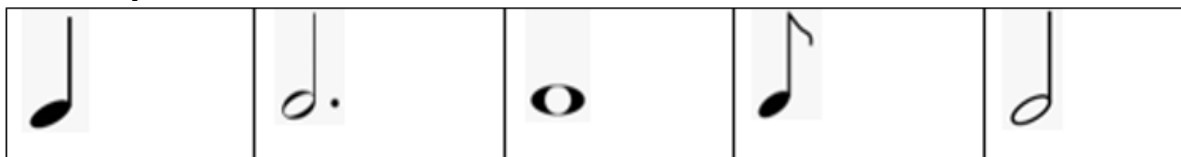
Tempo terms:

Adagio	Slow and leisurely
Andante	A walking pace
Moderato	A moderate pace
Allegro	Fast and Lively
Presto	Very fast

Note names on the treble stave:



Note rhythms:



Crotchet
1 beat







Dotted-minim
3 beats

Semibreve
4 beats

Quaver
 $\frac{1}{2}$ beat

Minim
2 beats

Rests:

 Rhythm in Music Rest Values- UK		
Term	Symbol	Value
semibreve rest		4 beats of silence
minim rest		2 beats of silence
crotchet rest		1 beat of silence
quaver rest		$\frac{1}{2}$ beat of silence
semiquaver rest		$\frac{1}{4}$ beat of silence



Dynamics:

ff	fortissimo	very loud
f	forte	loud
mf	mezzo forte	medium loud
mp	mezzo piano	medium quiet
p	piano	quiet
pp	pianissimo	very quiet
cresc.	crescendo	gradually get louder
dim.	diminuendo	gradually get quieter

Labelling a keyboard:



Beethoven – revise some important facts about Beethoven and his Symphony No.5

Samba - review the structure of a Samba piece; instrument names in a samba band; rhythmic terms associated with Samba music.



What useful websites/resources could I use to help me prepare?

Use the information from your music booklets to revise for this assessment.

Review the meanings of the elements of music:
rhythm / duration / pitch / tempo / structure /
dynamics / texture / timbre

Review the 4 sections of the Orchestra and the instruments in each section:

Strings / Woodwinds / Brass / Percussion



Subject	Art, Design and Technology		
Title/Topic	Format	Length	Week Commencing
Year 9 Sketchbook	All project work	On-going in class	N/A

This assessment will test my knowledge on...

In Art, Design and Technology, you are assessed on the work that you produce during each project. This includes research and preparatory work, your final project outcome and your evaluation. This closely follows the way in which students are assessed in this subject at GCSE level. You will not complete a separate assessment piece in this assessment window.

Your teacher will be looking for the following evidence within your work which can be found in your sketchbook:

- Demonstrating critical understanding of artists and designers.
- Refining work by exploring ideas, selecting and experimenting with media, materials, techniques and processes.
- Recording the creative development of your own design ideas and planning final outcome Demonstrating knowledge and understanding of the work and techniques of artists and designers.



What should I do to revise and prepare for this assessment?

To prepare for this assessment:

1. Continue to work hard and apply yourself in ADT lessons.
2. Ensure that you complete every task to the best of your ability.
3. Complete homework tasks to the best of your ability.
4. Listen carefully to advice and act on any feedback that you are given.
5. Revisit previous work in your workbook to see whether you can now make any improvements to it.

What useful websites/resources could I use to help me prepare?

N/A



Subject		French		
Title/Topic		Format	Length	Week Commencing
Paper 1 – Reading and Listening		Comprehension questions based on texts and recordings in French	45 minutes	9 th June
Paper 2 – Writing and Translation into French		Written paper	45 minutes	9 th June

This assessment will test my knowledge on...

Reading and Listening

1. Understanding vocabulary in a text/recording.
2. Responding to questions based on a text/recording.
3. Translating a passage from French to English.

Texts and recordings will be based on the following topics; family, school, sport, diet, holidays and leisure

Writing

1. Write five sentences to describe a photo
2. Translate sentences accurately into French
3. Write an essay in French

The writing and translation tasks will be based on the topics covered so far this year; holidays and leisure



What should I do to revise and prepare for this assessment?

To prepare for this assessment:

Reading and Listening

1. Revise the vocabulary from the set texts and recordings.
2. Use Language Nut to revise vocabulary and practise reading and listening tasks.

Writing

1. Revise how to form verbs in three tenses (past, present and future).
2. Use your knowledge organisers to revise and practise writing topic specific vocabulary.
3. Use your knowledge organisers to revise and practise writing complex phrases connectives, intensifiers and opinion phrases using the look, cover, write, check method.

What useful websites/resources could I use to help me prepare?

1. Knowledge organisers for units 7 and 8
2. Language Nut



Subject		History	
Title/Topic	Format	Length	Week Commencing
Paper 1 – Which country was most important to allied victory in World War Two, The USA, USSR or Britain?	Essay	45 mins	2/6
Paper 2 – Knowledge test	Multiple choice	45 mins	2/6

This assessment will test my knowledge on...

- Recall test will test your knowledge on the following topics:
 - The First World War – Including the outbreak, key battles such as the Somme, War at Sea, War in the Air, Women in the War.
 - British Empire – including the Irish potato Famine, international trade and India
 - The Rise of the Dictators inc: Communism, the Russian Revolution, Stalin, the Rise of Hitler and Life in Nazi Germany
 - The 1920's USA inc: Boom and bust, prohibition, social change and Race relations.
 - World war two
- Construct an essay to answer the question 'Which country was most important to allied victory in World War Two, The USA, USSR or Britain?'
- We will be looking for the following features:
 - An introduction which: explains the question, and makes an argument.
 - Paragraphs which answer the question (A.T.Q) in the first and last sentence.
 - Paragraphs which stick to the point (S.T.P).
 - A conclusion which powerfully restates your argument.
 - Detail which is relevant, specific and accurate.
 - Lots of explanation developing that detail – 'so what?'
 - Accurate spelling – check your work.
 - Accurate punctuation and grammar – check your work.
 - Sentences which are short, clear and make sense.
 - Sustained judgement throughout your essay.



What should I do to revise and prepare for this assessment?

To prepare for this assessment:

1. Ensure that your essay planning sheet that you start in class is fully completed.
2. Ensure that all reading tasks in your prep booklet have been completed.
3. Learn all the questions in your prep booklet knowledge organiser on the First World War, Rise of the dictators, 1920's USA and World War Two using look, cover, write, check.
4. Read over notes from each lesson and consolidate learning by writing summary paragraphs.

What useful websites/resources could I use to help me prepare?

- Knowledge organisers
- <https://www.bbc.co.uk/bitesize>
- <https://www.thenational.academy/>



Subject		Spanish		
Title/Topic		Format	Length	Week Commencing
Paper 1 – Reading and Listening		Comprehension questions based on texts and recordings in Spanish	45 minutes	9 th June
Paper 2 – Writing and Translation into Spanish		Written paper	45 minutes	9 th June

This assessment will test my knowledge on...

Reading and Listening

1. Understanding vocabulary in a text/recording.
2. Responding to questions based on a text/recording.
3. Translating a passage from Spanish to English.

Texts and recordings will be based on the following topics; Unit 2: family, school, sport, food and drink, where you live, leisure and holidays

Writing

1. Write five sentences to describe a photo
2. Translate sentences accurately into Spanish
3. Write a paragraph in Spanish

The writing and translation tasks will be based on the topics covered so far this year; leisure and holidays



What should I do to revise and prepare for this assessment?

To prepare for this assessment:

Reading and Listening

1. Revise the vocabulary from the set texts and recordings
2. Use Language Nut to revise vocabulary and practise reading and listening exercises.

Writing

1. Revise how to form verbs in three tenses (past, present and future).
2. Use your knowledge organisers to revise and practise writing topic specific vocabulary.
3. Use your knowledge organisers to revise and practise writing complex phrases connectives, intensifiers and opinion phrases using the look, cover, write, check method.

What useful websites/resources could I use to help me prepare?

1. Knowledge organisers for leisure and holidays
2. Language Nut